



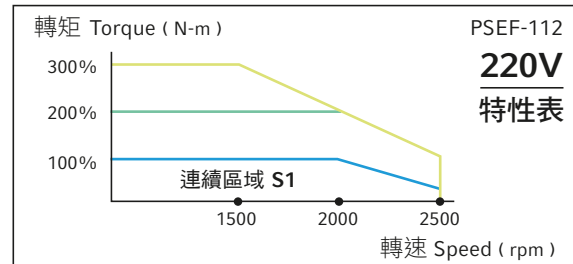
PSEF-112

SYNCHRONOUS SERVO MOTOR 同步伺服馬達

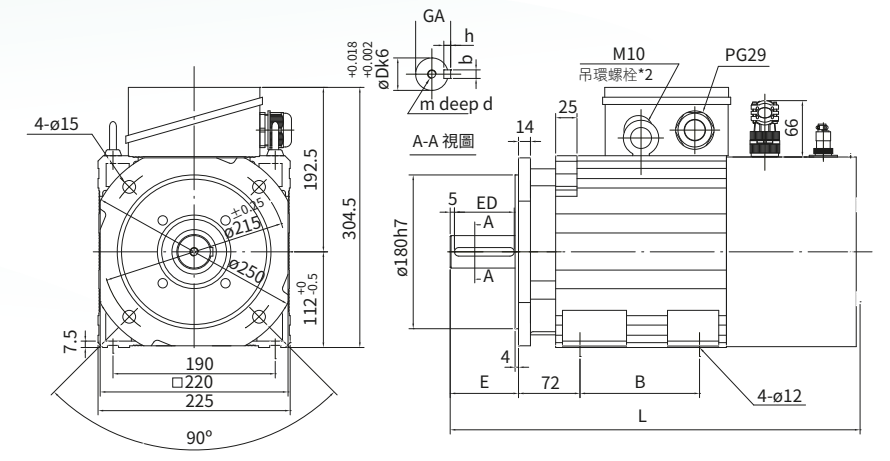
220V FUKUTA SYNCHRONOUS
SERVO MOTOR

▶ 產品規格 Specification

框號 Frame No.	112SA	112SB	112M	112L	112X
極數 Poles	8	8	8	8	8
轉動慣量 Rotor Inertia (kg·m ²)	0.0062	0.0074	0.009	0.012	0.014



框號 Fr. No.	額定輸出 Rated Output (kw)	額定轉速 Rated Speed (RPM)	額定電流 Rated Current (A)	額定轉矩 Rated Torque (Nm)	最大轉矩 Max. Torque (Nm)	額定頻率 Rated Frequency (Hz)	Ke(E.M.F) vRMS/1000rpm	轉矩常數 Kt (Nm/Arms)	最高轉速 Max Speed (rpm)	轉動慣量 Inertia (kg·m ²)	重量 Weight (kg)
112SA	4.4	1000	15.0	42.0	126.1	66.7	175.0	2.8	2000	0.0062	40
	6.6	1500	22.5	42.0	126.1	100.0	115.0	1.9	2500	0.0062	40
	8.8	2000	30.0	42.0	126.1	133.3	85.0	1.4	3000	0.0062	40
	13.2	3000	45.0	42.0	126.1	200.0	55.0	0.9	4000	0.0062	40
112SB	5.7	1000	19.3	54.0	162.0	66.7	175.0	2.8	2000	0.0074	45
	8.5	1500	29.0	54.0	162.0	100.0	115.0	1.9	2500	0.0074	45
	11.3	2000	38.7	54.0	162.0	133.3	85.0	1.4	3000	0.0074	45
	17	3000	58.0	54.0	162.0	200.0	55.0	0.9	4000	0.0074	45
112M	7.8	1000	26.5	74.0	222.0	66.7	175.0	2.8	2000	0.009	51
	11.6	1500	39.7	74.0	222.0	100.0	115.0	1.9	2500	0.009	51
	15.5	2000	52.9	74.0	222.0	133.3	85.0	1.4	3000	0.009	51
	23.3	3000	79.4	74.0	222.0	200.0	55.0	0.9	4000	0.009	51
112L	9.4	1000	32.1	89.8	269.3	66.7	175.0	2.8	2000	0.012	56
	14.1	1500	48.2	89.8	269.3	100.0	115.0	1.9	2500	0.012	56
	18.8	2000	64.3	89.8	269.3	133.3	85.0	1.4	3000	0.012	56
	28.2	3000	96.4	89.8	269.3	200.0	55.0	0.9	4000	0.012	56
112X	11.3	1000	38.5	107.6	322.8	66.7	175.0	2.8	2000	0.014	66
	16.9	1500	57.8	107.6	322.8	100.0	115.0	1.9	2500	0.014	66
	22.5	2000	77.1	107.6	322.8	133.3	85.0	1.4	3000	0.014	66
	33.8	3000	115.6	107.6	322.8	200.0	55.0	0.9	4000	0.014	66

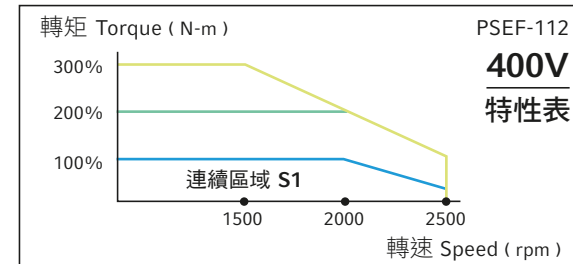


▼	D	bxh	mxh	GA	E	ED	L	B
112SA	38	10x8	M10x20	41	80	70	480	140
112SB	38	10x8	M10x20	41	80	70	480	140
112M	38	10x8	M10x20	41	80	70	520	140
112L	38	10x8	M10x20	41	80	70	560	140
112X	42	12x8	M10x20	45	110	100	620	210

400V FUKUTA SYNCHRONOUS
SERVO MOTOR

▶ 產品規格 Specification

框號 Frame No.	112SA	112SB	112M	112L	112X
極數 Poles	8	8	8	8	8
轉動慣量 Rotor Inertia (kg·m ²)	0.0062	0.0074	0.009	0.012	0.014



框號 Fr. No.	額定輸出 Rated Output (kw)	額定轉速 Rated Speed (RPM)	額定電流 Rated Current (A)	額定轉矩 Rated Torque (Nm)	最大轉矩 Max. Torque (Nm)	額定頻率 Rated Frequency (Hz)	Ke(E.M.F) vRMS/1000rpm	轉矩常數 Kt (Nm/Arms)	最高轉速 Max Speed (rpm)	轉動慣量 Inertia (kg·m ²)	重量 Weight (kg)
112SA	4.4	1000	8.7	42.0	126.1	66.7	300.0	4.8	2000	0.0062	40
	6.6	1500	13.1	42.0	126.1	100.0	200.0	3.2	2500	0.0062	40
	8.8	2000	17.5	42.0	126.1	133.3	150.0	2.4	3000	0.0062	40
	13.2	3000	26.2	42.0	126.1	200.0	100.0	1.6	4000	0.0062	40
112SB	5.7	1000	11.3	54.0	162.0	66.7	300.0	4.8	2000	0.0074	45
	8.5	1500	16.9	54.0	162.0	100.0	200.0	3.2	2500	0.0074	45
	11.3	2000	22.5	54.0	162.0	133.3	150.0	2.4	3000	0.0074	45
	17	3000	33.8	54.0	162.0	200.0	100.0	1.6	4000	0.0074	45
112M	7.8	1000	15.1	74.0	222.0	66.7	300.0	4.9	2000	0.009	51
	11.6	1500	22.7	74.0	222.0	100.0	200.0	3.3	2500	0.009	51
	15.5	2000	30.3	74.0	222.0	133.3	150.0	2.4	3000	0.009	51
	23.3	3000	45.4	74.0	222.0	200.0	100.0	1.6	4000	0.009	51
112L	9.4	1000	18.5	89.8	269.3	66.7	300.0	4.9	2000	0.012	56
	14.1	1500	27.7	89.8	269.3	100.0	200.0	3.2	2500	0.012	56
	18.8	2000	36.9	89.8	269.3	133.3	150.0	2.4	3000	0.012	56
	28.2	3000	55.4	89.8	269.3	200.0	100.0	1.6	4000	0.012	56
112X	11.3	1000	22.1	107.6	322.8	66.7	300.0	4.9	2000	0.014	66
	16.9	1500	33.2	107.6	322.8	100.0	200.0	3.2	2500	0.014	66
	22.5	2000	44.3	107.6	322.8	133.3	150.0	2.4	3000	0.014	66
	33.8	3000	66.4	107.6	322.8	200.0	100.0	1.6	4000	0.014	66

PSEF-112 | SYNCHRONOUS SERVO MOTOR

PSEF-112 | SYNCHRONOUS SERVO MOTOR

PSEF-112

PSEF-112

FUKUTA ELEC. & MACH. CO., LTD.



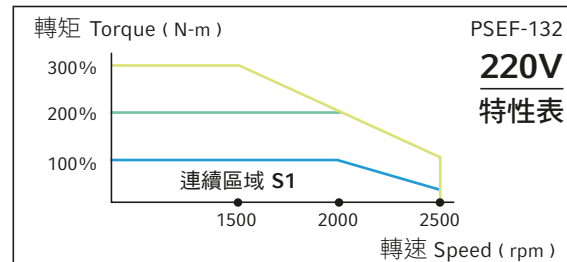
PSEF-132

SYNCHRONOUS SERVO MOTOR 同步伺服馬達

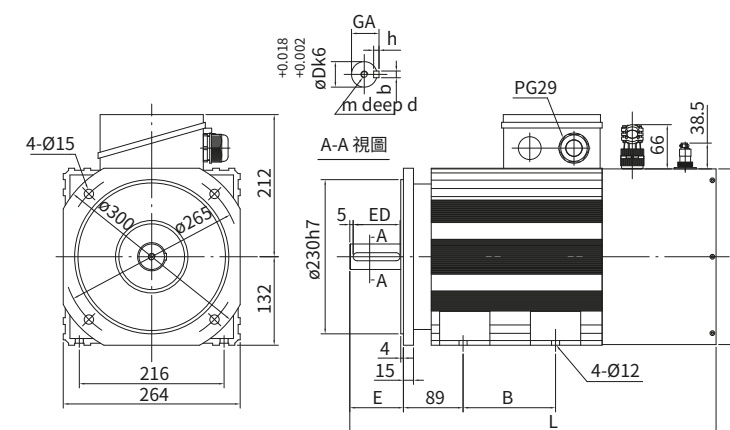
220V FUKUTA SYNCHRONOUS SERVO MOTOR

▶ 產品規格 Specification

框號 Frame No.	132S	132M	132L
極數 Poles	8	8	8
轉動慣量 Rotor Inertia (kg·m ²)	0.0231	0.0309	0.0400



框號 Fr. No.	額定輸出 Rated Output	額定轉速 Rated Speed	額定電流 Rated Current	額定轉矩 Rated Torque	最大轉矩 Max. Torque	額定頻率 Rated Frequency	Ke(E.M.F) vRMS/1000rpm	轉矩常數 Kt	最高轉速 Max Speed	轉動慣量 Inertia	重量 Weight
	kw	RPM	A	Nm	Nm	Hz	Vrms	Nm/Arms	rpm	kg·m ²	kg
132S	12.4	1000	41.8	117.4	352.3	66.7	175.0	2.8	1500.0	0.0231	70
	18.5	1500	62.4	117.5	352.6	100.0	115.0	1.9	2000.0	0.0231	70
	22	2000	74.2	105.1	315.2	133.3	85.0	1.4	2500.0	0.0231	70
	32	3000	108.0	101.9	305.6	200.0	55.0	0.9	3500.0	0.0231	70
132M	15	1000	50.6	142.4	427.1	66.7	175.0	2.8	1500.0	0.0309	82
	22	1500	74.2	140.4	421.1	100.0	115.0	1.9	2000.0	0.0309	82
	30	2000	101.3	143.3	429.8	133.3	85.0	1.4	2500.0	0.0309	82
	45	3000	152.0	143.3	429.8	200.0	55.0	0.9	3500.0	0.0309	82
132L	20	1000	67.5	191.0	573.0	66.7	175.0	2.8	1500.0	0.0400	98
	30	1500	101.3	191.0	573.0	100.0	115.0	1.9	2000.0	0.0400	98
	37	2000	118.3	176.7	530.0	133.3	85.0	1.5	2500.0	0.0400	98
	55	3000	185.7	175.1	525.3	200.0	55.0	0.9	3500.0	0.0400	98

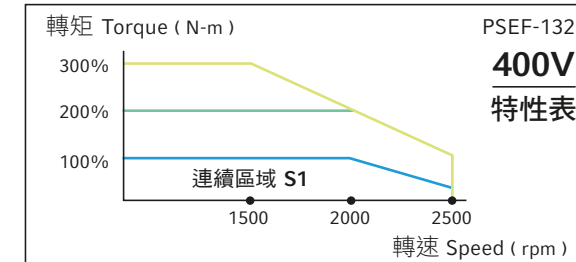


	D	bxh	mxh	GA	E	ED	L	B
132S	38	10x8	M10x25	41	80	70	546.5	138
132M	42	12x8	M10x25	45	110	100	631.5	178
132L	42	12x8	M10x25	45	110	100	701.5	287

400V FUKUTA SYNCHRONOUS SERVO MOTOR

▶ 產品規格 Specification

框號 Frame No.	132S	132M	132L
極數 Poles	8	8	8
轉動慣量 Rotor Inertia (kg·m ²)	0.0231	0.0309	0.0400



框號 Fr. No.	額定輸出 Rated Output	額定轉速 Rated Speed	額定電流 Rated Current	額定轉矩 Rated Torque	最大轉矩 Max. Torque	額定頻率 Rated Frequency	Ke(E.M.F) vRMS/1000rpm	轉矩常數 Kt	最高轉速 Max Speed	轉動慣量 Inertia	重量 Weight
	kw	RPM	A	Nm	Nm	Hz	Vrms	Nm/Arms	rpm	kg·m ²	kg
132S	12.4	1000	24.6	117.4	352.3	66.7	300.0	4.8	1500.0	0.0231	70
	18.5	1500	36.7	117.5	352.6	100.0	200.0	3.2	2000.0	0.0231	70
	22	2000	43.7	105.1	315.2	133.3	150.0	2.4	2500.0	0.0231	70
	32	3000	67.5	101.9	305.6	200.0	100.0	1.5	3500.0	0.0231	70
	15	1000	29.8	142.4	427.1	66.7	300.0	4.8	1500.0	0.0309	82
132M	22	1500	43.7	140.4	421.1	100.0	200.0	3.2	2000.0	0.0309	82
	30	2000	59.6	143.3	429.8	133.3	150.0	2.4	2500.0	0.0309	82
	45	3000	95.0	143.3	429.8	200.0	100.0	1.5	3500.0	0.0309	82
	20	1000	43.5	191.0	573.0	66.7	300.0	4.4	1500.0	0.0400	98
132L	30	1500	65.3	191.0	573.0	100.0	200.0	2.9	2000.0	0.0400	98
	37	2000	80.5	176.7	530.0	133.3	150.0	2.2	2500.0	0.0400	98
	55	3000	119.5	175.1	525.3	200.0	100.0	1.5	3500.0	0.0400	98



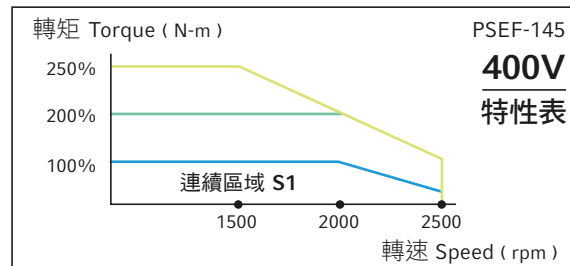
PSEF-145

SYNCHRONOUS SERVO MOTOR 同步伺服馬達

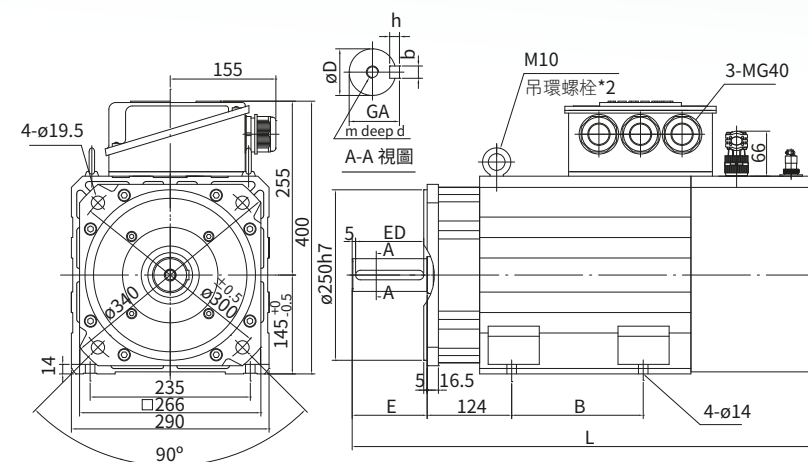
400V FUKUTA SYNCHRONOUS
SERVO MOTOR

▶ 產品規格 Specification

框號 Frame No.	145S	145M	145L
極數 Poles	8	8	8
轉動慣量 Rotor Inertia (kg·m ²)	0.048	0.064	0.069



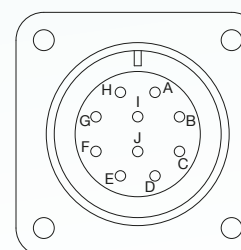
框號 Fr. No.	額定輸出 Rated Output (kw)	額定轉速 Rated Speed (RPM)	額定電流 Rated Current (A)	額定轉矩 Rated Torque (Nm)	最大轉矩 Max. Torque (Nm)	額定頻率 Rated Frequency (Hz)	Ke(E.M.F) vRMS/1000rpm	轉矩常數 Kt (Nm/Arms)	最高轉速 Max Speed (rpm)	轉動慣量 Inertia (kg·m ²)	重量 Weight (kg)
145S	20	1000	40.9	191.0	477.5	66.7	300.0	4.7	1500.0	0.048	112
	30	1500	63.3	191.0	477.5	100.0	200.0	3.0	2000.0	0.048	112
	37	2000	75.7	176.7	441.7	133.3	150.0	2.3	2500.0	0.048	112
	55	3000	116.0	175.1	437.7	200.0	100.0	1.5	3500.0	0.048	112
145M	25	1000	51.1	238.8	596.9	66.7	300.0	4.7	1500.0	0.064	130
	37	1500	75.7	235.6	588.9	100.0	200.0	3.1	2000.0	0.064	130
	45	2000	92.1	214.9	537.2	133.3	150.0	2.3	2500.0	0.064	130
	75	3000	153.4	238.8	596.9	200.0	100.0	1.6	3500.0	0.064	130
145L	30	1000	61.4	286.5	716.3	66.7	300.0	4.7	1500.0	0.069	150
	45	1500	92.1	286.5	716.3	100.0	200.0	3.1	2000.0	0.069	150
	55	2000	112.5	262.6	656.6	133.3	150.0	2.3	2500.0	0.069	150
	85	3000	173.9	270.6	676.5	200.0	100.0	1.6	3500.0	0.069	150



	D	bxh	mxh	GA	E	ED	L	B
145S	48k6	14x9	M16x36	51.5	110	100	692.5	193
145M	48k6	14x9	M16x36	51.5	110	100	742.5	243
145L	55m6	16x10	M20x40	59	110	100	792.5	293

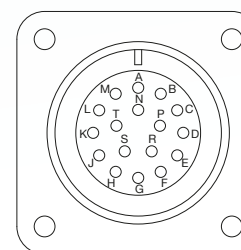
Remark: 1. Tolerance of shaft End Diameter "D": k6:+0.018 ~ +0.002 m6:+0.030 ~ +0.011

▶ 編碼器資料 Encoder information



Standard Type

Type / Connector	Pin A	Pin B	Pin C	Pin D	Pin E	Pin F	Pin G	Pin H	Pin I	Pin J
Resolver	R+	R-	Sin+	Sin-	Cos+	Cos-				
Pushpull	A	B	Z				Shield	+Vcc	COM	
Line-driver	A	B	Z	A-	B-	Z-	Shield	+Vcc	COM	



Optional

Connector	Pin A	Pin B	Pin C	Pin D	Pin E	Pin F	Pin G	Pin H
Line-driver	A	A-	B	B-	Z	Z-	U	U-
	Pin J	Pin K	Pin L	Pin M	Pin N	Pin P	Pin R	Pin S
	V	V-	W	W-	+Vcc	COM	Shield	