MODEL

SF-80

FUKUTA SERVO MOTOR

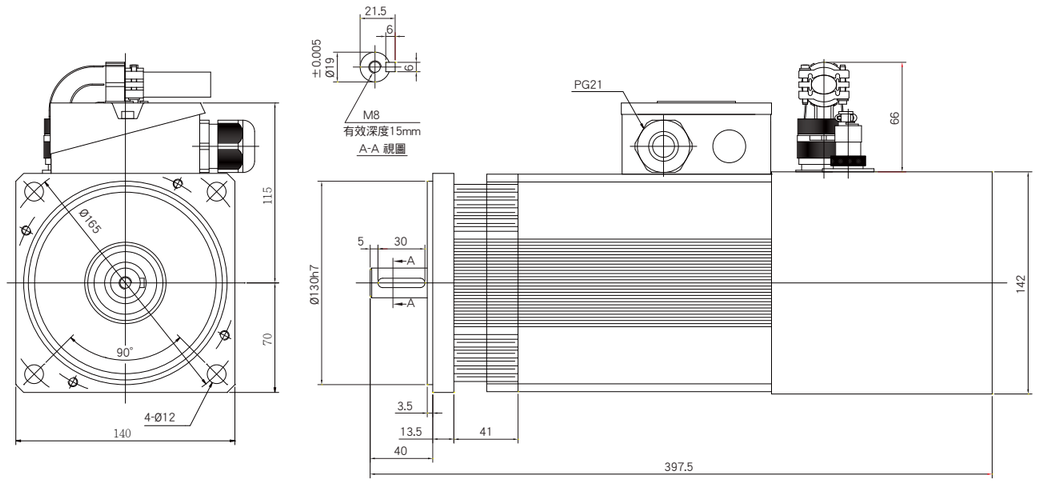

產品規格 Standard

輸　出 Output(kw)	0.75	1.1
框　號 Frame No.	80LA	80LB
效　率 Effciency(%)	82.3%	83.3%
功　因 Power Factor	0.824	0.856
R1(Ω) @25˚C	6.548	4.500
極　數 Poles	4	4
轉動慣量 Rotor Inertial(kg-m²)	0.0020	0.0025
激磁電流 Magnetizing Current(A)	2.0	2.4
額定轉速 Rated Speed (rpm)	2000	2000
最高轉速 Max. Speed (rpm)	8000	8000
重　量 Weight(kg)	13.0	14.4
編 碼 器 Encoder	1024PPR RS422(Line-drive)/Push-Pull	
風　扇 Elec.Fan	1ø 230V 50/60Hz 45/39W	
軸　承 Bearings	LS:6206C3	OS:6205C3

※編碼器之選用依需求為主

一般條件 General Data

安裝方式 Mounting	IM 3001(B5)
保護方式 Protection	IP54
轉子平衡 Rotor Balancing	R級 (ISO2373)R Degree
絕緣等級 Insulation	H級 Class H
冷卻系統 Cooling Sys.	強制通風 Forced Air Cooled
熱保護 Thermal Protection	熱保護器 (常閉) Thermal Protector(NC)
噪音 Noise	80dBA
周溫 Ambient Temp.	-15˚C~40˚C
高度 Altitude	海拔1000米 1000m ASL

FUKUTA® 伺服馬達規格之選用

框號 Fr. No.	額定輸出 Rated Output	額定轉速 Rated Speed	最大轉矩 Max. Torque	額定轉矩 Rated Torque	額定電流 Rated Current				額定頻率 Rated Frequency
	kw	RPM	kg-m	kg-m	190V	220V	330V	380V	Hz
SF-80LA	0.75	2000	1.04	0.37	3.4	3.0	1.9	1.7	69.5
	1.1	3000	1.01	0.36	4.9	4.3	2.9	2.5	102.7
	1.4	4000	0.97	0.35	6.6	5.1	3.8	3.0	136.0
SF-80LB	1.1	2000	1.52	0.54	4.7	4.2	2.7	2.4	70.0
	1.6	3000	1.47	0.52	7.1	6.0	4.1	3.4	102.9
	2.1	4000	1.45	0.52	8.8	7.8	5.1	4.5	136.6

MODEL

SF-90

FUKUTA SERVO MOTOR

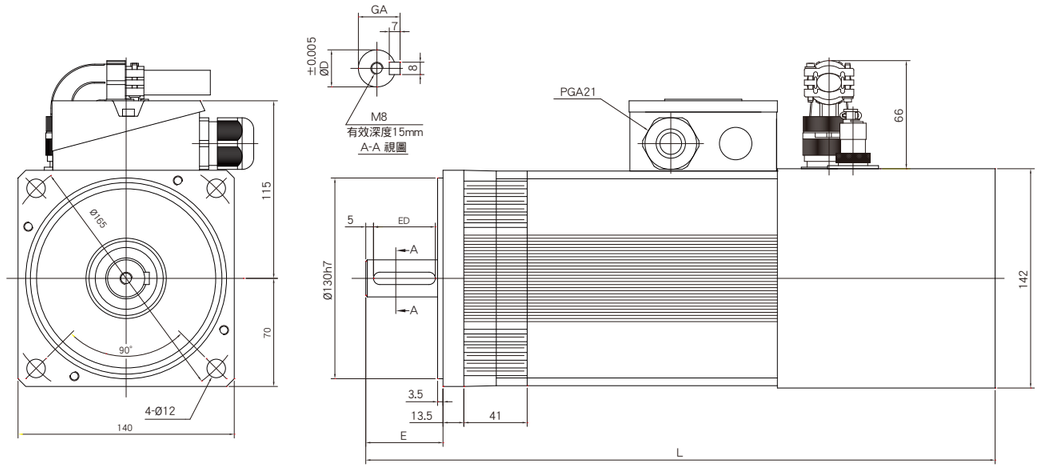

	E	ED	D	GA	L
90MA	50	40	24	27	407.5
90MB	50	40	24	27	432.5
90L	60	50	28	31	507.5

產品規格 Standard

輸　出 Output(kw)	1.5	2.2	3.7
框　號 Frame No.	90MA	90MB	90L
效　率 Effciency(%)	83.8%	83.7%	84.3%
功　因 Power Factor	0.854	0.88	0.894
R1(Ω) @25˚C	3.257	2.258	1.321
極　數 Poles	4	4	4
轉動慣量 Rotor Inertial(kg-m²)	0.0030	0.0038	0.0059
激磁電流 Magnetizing Current(A)	3.2	3.9	6.1
額定轉速 Rated Speed (rpm)	2000	2000	2000
最高轉速 Max. Speed (rpm)	8000	8000	8000
重　量 Weight(kg)	16.4	18.9	26.0
編 碼 器 Encoder	1024PPR RS422(Line-drive)/Push-Pull		
風　扇 Elec.Fan	1ø 230V 50/60Hz 45/39W		
軸　承 Bearings	LS:6206C3	OS:6205C3	

※編碼器之選用依需求為主

一般條件 General Data

安裝方式 Mounting	IM 3001(B5)
保護方式 Protection	IP54
轉子平衡 Rotor Balancing	R級 (ISO2373)R Degree
絕緣等級 Insulation	H級 Class H
冷卻系統 Cooling Sys.	強制通風 Forced Air Cooled
熱保護 Thermal Protection	熱保護器 (常閉) Thermal Protector(NC)
噪音 Noise	80dBA
周溫 Ambient Temp.	-15˚C~40˚C
高度 Altitude	海拔1000米 1000m ASL

FUKUTA® 伺服馬達規格之選用

框號 Fr. No.	額定輸出 Rated Output	額定轉速 Rated Speed	最大轉矩 Max. Torque	額定轉矩 Rated Torque	額定電流 Rated Current				額定頻率 Rated Frequency
	kw	RPM	kg-m	kg-m	190V	220V	330V	380V	Hz
SF-90MA	1.1	1500	2.01	0.72	5.1	4.4	3.0	2.6	52.6
	1.5	2000	2.06	0.74	6.4	5.6	3.7	3.2	69.9
	2	3000	1.83	0.65	8.5	7.4	4.9	4.3	102.9
	2.5	4000	1.72	0.61	10.4	9.2	6.0	5.3	136.2
SF-90MB	1.6	1500	2.92	1.04	7.1	6.3	4.1	3.6	53.0
	2.2	2000	3.02	1.08	9.1	8.0	5.2	4.6	70.5
	3	3000	2.88	1.03	12.3	11.3	7.1	6.5	103.3
	4.2	4000	2.77	1.02	16.5	14.3	9.5	8.2	137.1
SF-90L	2.7	1500	4.92	1.76	11.9	10.3	6.9	5.9	52.8
	3.7	2000	5.06	1.81	14.9	13.5	8.6	7.8	70.6
	5.1	3000	4.65	1.66	20.4	18.5	11.8	10.7	103.3
	6.4	4000	4.38	1.56	25.5	21.9	14.7	12.6	136.4

MODEL

SF-100

FUKUTA SERVO MOTOR

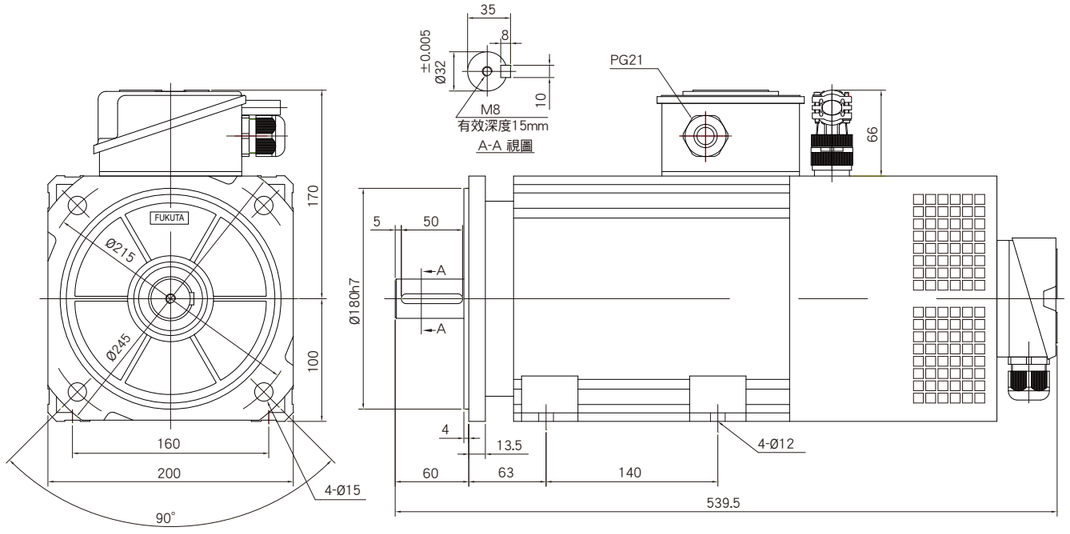

產品規格 Standard

輸　出 Output(kw)	3.8	5.5
框　號 Frame No.	100LA	100LB
效　率 Effciency(%)	86.7%	86.4%
功　因 Power Factor	0.864	0.888
R1(Ω) @25˚C	0.983	0.659
極　數 Poles	4	4
轉動慣量 Rotor Inertial(kg-m²)	0.0061	0.0076
激磁電流 Magnetizing Current(A)	6.5	8.8
額定轉速 Rated Speed (rpm)	2000	2000
最高轉速 Max. Speed (rpm)	8000	8000
重　量 Weight(kg)	29.5	33
編 碼 器 Encoder	1024PPR RS422(Line-drive)/Push-Pull	
風　扇 Elec.Fan	1ø 230V 50/60Hz 82/100W	
軸　承 Bearings	LS:6307C3	OS:6305C3

※編碼器之選用依需求為主

一般條件 General Data

安裝方式 Mounting	IM 2001(B3/B5)
保護方式 Protection	IP54
轉子平衡 Rotor Balancing	R級 (ISO2373)R Degree
絕緣等級 Insulation	H級 Class H
冷卻系統 Cooling Sys.	強制通風 Forced Air Cooled
熱保護 Thermal Protection	熱保護器 (常閉) Thermal Protector(NC)
噪音 Noise	80dBA
周溫 Ambient Temp.	-15˚C~40˚C
高度 Altitude	海拔1000米 1000m ASL

FUKUTA® 伺服馬達規格之選用

框號 Fr. No.	額定輸出 Rated Output	額定轉速 Rated Speed	最大轉矩 Max. Torque	額定轉矩 Rated Torque	額定電流 Rated Current				額定頻率 Rated Frequency
	kw	RPM	kg-m	kg-m	190V	220V	330V	380V	Hz
SF-100LA	2.8	1500	5.1	1.82	11.5	9.9	6.6	5.7	52.9
	3.8	2000	5.2	1.86	15.4	13.2	8.9	7.6	69.4
	5.2	3000	4.74	1.69	23.0	17.8	13.3	10.3	102.6
	6.4	4000	4.6	1.60	24.5	21.9	14.1	12.6	136.6
SF-100LB	4.0	1500	7.29	2.60	16.1	14.6	9.3	8.4	53.1
	5.5	2000	7.52	2.69	21.8	18.6	12.6	10.7	69.7
	7.1	3000	6.74	2.41	31.2	25.0	18.0	14.4	101.8
	9.0	4000	6.15	2.2	33.7	31.5	19.4	18.2	136.2

MODEL

SF-112

FUKUTA SERVO MOTOR

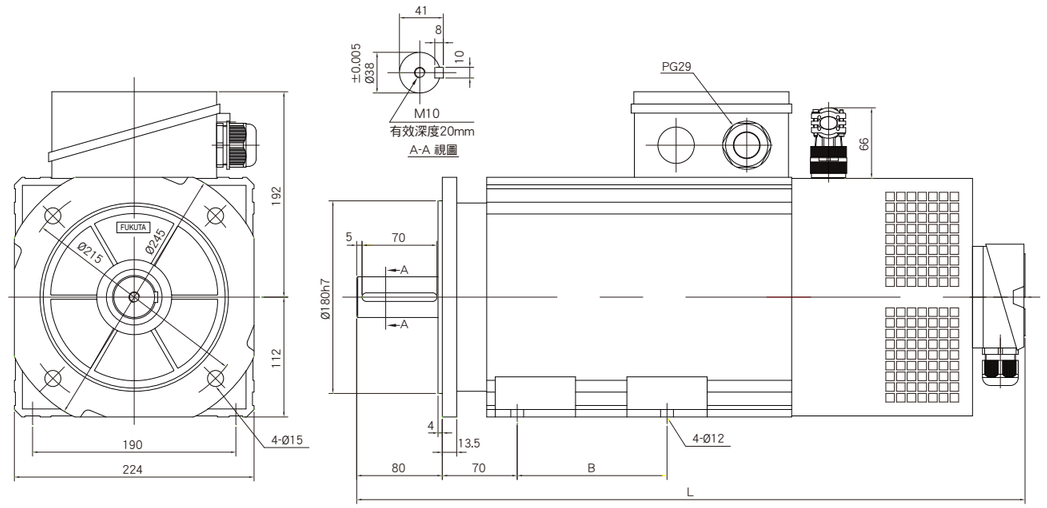

	B	L
112L	140	624.6
112XA	245	734.6
112XB	245	734.6

產品規格 Standard

輸　出 Output(kw)	7.5	11	15
框　號 Frame No.	112L	112XA	112XB
效　率 Effciency(%)	90.0%	90.5%	90.5%
功　因 Power Factor	0.903	0.895	0.906
R1(Ω) @25˚C	0.368	0.233	0.174
極　數 Poles	4	4	4
轉動慣量 Rotor Inertial(kg-m²)	0.0153	0.0212	0.0282
激磁電流 Magnetizing Current(A)	11.4	16.3	19.9
額定轉速 Rated Speed (rpm)	2000	2000	2000
最高轉速 Max. Speed (rpm)	7000	7000	7000
重　量 Weight(kg)	45.0	65	72.0
編 碼 器 Encoder	1024PPR RS422(Line-drive)/Push-Pull		
風　扇 Elec.Fan	1ø 230V 50/60Hz 82/100W		
軸　承 Bearings	LS:6308C3	OS:6306C3	

※編碼器之選用依需求為主

一般條件 General Data

安裝方式 Mounting	IM 2001(B3/B5)
保護方式 Protection	IP54
轉子平衡 Rotor Balancing	R級 (ISO2373)R Degree
絕緣等級 Insulation	H級 Class H
冷卻系統 Cooling Sys.	強制通風 Forced Air Cooled
熱保護 Thermal Protection	熱保護器 (常閉) Thermal Protector(NC)
噪音 Noise	80dBA
周溫 Ambient Temp.	-15˚C~40˚C
高度 Altitude	海拔1000米 1000m ASL

FUKUTA® 伺服馬達規格之選用

框號 Fr. No.	額定輸出 Rated Output	額定轉速 Rated Speed	最大轉矩 Max. Torque	額定轉矩 Rated Torque	額定電流 Rated Current				額定頻率 Rated Frequency
	kw	RPM	kg-m	kg-m	190V	220V	330V	380V	Hz
SF-112L	5.5	1500	10.02	3.58	22.6	19.6	13.0	11.3	52.1
	7.5	2000	10.25	3.66	28.0	25.2	16.2	14.6	69.0
	10.0	3000	9.11	3.25	38.0	33.0	22.0	19.1	102.1
	12.0	4000	8.2	2.93	45.1	39.1	26.0	22.6	135.5
SF-112XA	8.2	1500	14.8	5.3	32.3	27.9	18.7	16.1	52.0
	11.0	2000	15.02	5.37	41.2	39.0	23.8	22.5	69.0
	15.0	3000	13.3	4.7	57.9	50.4	33.4	29.1	102.0
	16.5	4000	10.8	3.8	62.5	54.0	36.1	32.1	133.3
SF-112XB	11.0	1500	20.37	7.27	43.6	37.9	25.2	21.9	52.4
	15.0	2000	20.48	7.31	55.5	48.5	32.0	28.0	69.0
	20.0	3000	18.1	6.5	77.6	67.0	44.8	38.7	102.2
	25.0	4000	17.1	6.1	93.2	80.5	53.8	46.5	133.3

MODEL

SF-132

FUKUTA SERVO MOTOR

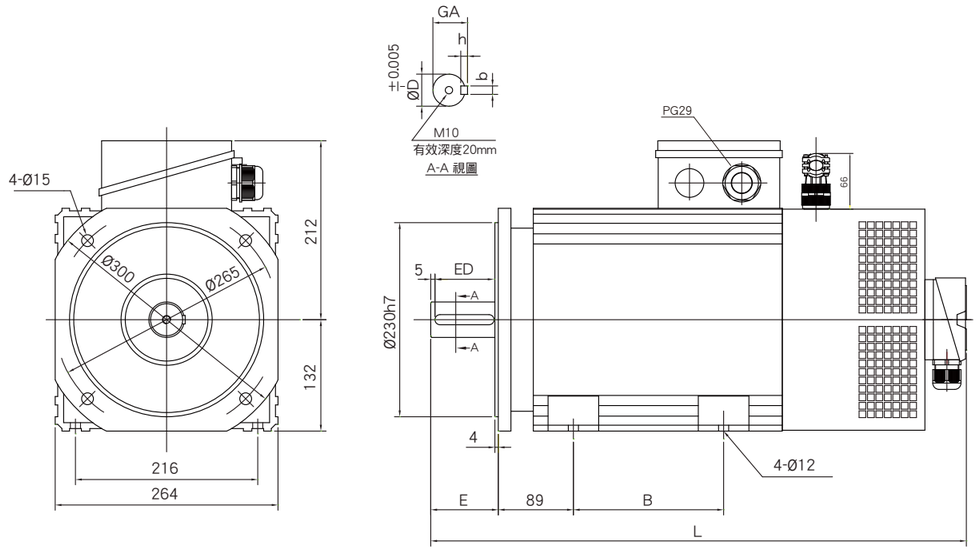

	B	D	E	ED	b	h	GA	L
132MA	178	38	80	70	10	8	41	635
132MB	178	42	110	100	12	8	45	665
132L	332	42	110	100	12	8	45	795
132LA	332	42	110	100	12	8	45	795

產品規格 Standard

輸　出 Output(kw)	15	18.5	22	30
框　號 Frame No.	132MA	132MB	132L	132LA
效　率 Effciency(%)	90.2%	91.5%	92.1%	91.5%
功　因 Power Factor	0.924	0.91	0.90	0.915
R1(Ω) @25˚C	0.221	0.146	0.106	0.086
極　數 Poles	4	4	4	4
轉動慣量 Rotor Inertial(kg-m²)	0.0404	0.0498	0.0608	0.0735
激磁電流 Magnetizing Current(A)	14.3	20.7	28.1	31.2
額定轉速 Rated Speed (rpm)	2000	2000	2000	2000
最高轉速 Max. Speed (rpm)	6000	6000	6000	6000
重　量 Weight(kg)	77.5	87.0	107.0	123.0
編 碼 器 Encoder	1024PPR RS422(Line-drive)/Push-Pull			
風　扇 Elec.Fan	1ø 230V 50/60Hz 105/145W			
軸　承 Bearings	LS:6309C3	OS:6308C3		

※編碼器之選用依需求為主

一般條件 General Data

安裝方式 Mounting	IM 2001(B3/B5)
保護方式 Protection	IP54
轉子平衡 Rotor Balancing	R級 (ISO2373)R Degree
絕緣等級 Insulation	H級 Class H
冷卻系統 Cooling Sys.	強制通風 Forced Air Cooled
熱保護 Thermal Protection	熱保護器 (常閉) Thermal Protector (NC)
噪音 Noise	80dBA
周溫 Ambient Temp.	-15˚C~40˚C
高度 Altitude	海拔1000米 1000m ASL

FUKUTA® 伺服馬達規格之選用

框號 Fr. No.	額定輸出 Rated Output	額定轉速 Rated Speed	最大轉矩 Max. Torque	額定轉矩 Rated Torque	額定電流 Rated Current				額定頻率 Rated Frequency
	kw	RPM	kg-m	kg-m	190V	220V	330V	380V	Hz
SF-132MA	11.0	1500	20	7.14	42.0	36.3	24.3	21.0	51.7
	15.0	2000	20.48	7.31	54.6	48.3	31.5	27.9	68.7
	20.0	3000	18.21	6.5	76.9	63.5	44.4	36.6	101.7
	25.0	4000	17.6	6.2	92.5	79.8	53.4	46.1	133.3
SF-132MB	13.8	1500	25.13	8.97	52.9	45.2	30.5	26.1	51.6
	18.5	2000	25.25	9.02	67.4	60.0	38.9	34.6	68.4
	26.0	3000	23.66	8.45	98.3	85.1	56.7	47.4	101.7
	33.3	4000	23	8.2	121.5	104.9	70.1	60.6	133.3
SF-132L	16.5	1500	30.3	10.72	63.2	54.6	36.5	31.5	51.5
	22.0	2000	30.03	10.72	80.6	71.1	46.5	41.1	68.2
	31.0	3000	28.2	10.07	117.6	99.1	67.9	57.2	101.5
	37.4	4000	25.7	9.1	136.0	117.4	78.5	67.8	133.3
SF-132LA	22.0	1500	40	14.2	84.6	73.1	48.9	42.2	51.7
	30.0	2000	40.94	14.62	108.7	103.6	62.8	59.8	68.5
	40.0	3000	37.8	13	153.8	132.9	88.8	76.7	101.2
	50.0	4000	35.2	12.4	184.9	159.7	106.8	92.2	133.3

MODEL

SF-160

FUKUTA SERVO MOTOR

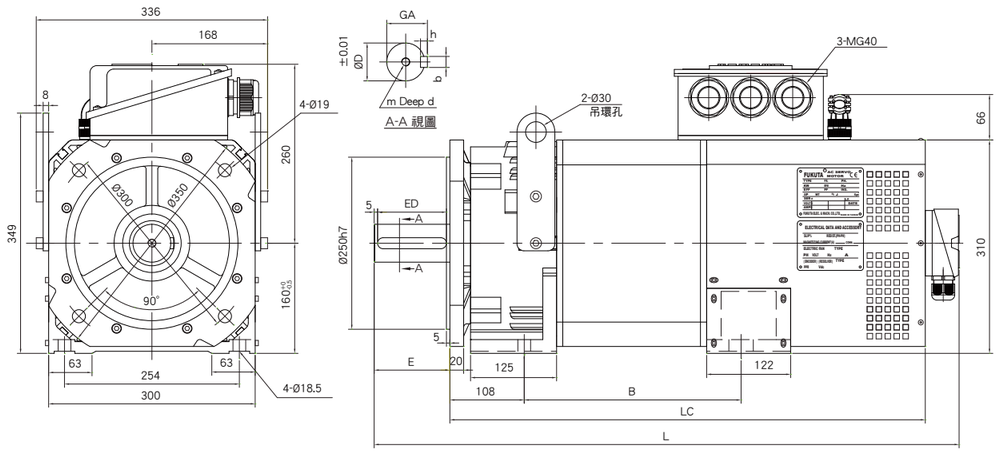

	B	D	E	ED	bxh	mxd	GA	L	LC
160S	315	55	110	100	16x10	M12x35	59	849.7	690.6
160M	365	60	140	130	18x11	M16x40	64	929.7	740.6
160L	415	60	140	130	18x11	M16x40	64	979.7	790.6
160X	495	60	140	130	18x11	M16x40	64	1059.7	870.6

產品規格 Standard

輸　出 Output(kw)	30	37	45	55
框　號 Frame No.	160S	160M	160L	160X
效　率 Effciency(%)	94.6%	95.1%	95.1%	95.2%
功　因 Power Factor	0.827	0.854	0.844	0.839
R1(Ω) @25˚C	0.045	0.033	0.027	0.020
極　數 Poles	4	4	4	4
轉動慣量 Rotor Inertial(kg-㎡)	0.1675	0.2054	0.2427	0.3023
激磁電流 Magnetizing Current(A)	46.9	59.2	75.2	78.4
額定轉速 Rated Speed (rpm)	2000	2000	2000	2000
最高轉速 Max. Speed (rpm)	4500	4500	4500	4500
重　量 Weight(kg)	220.0	250.0	280.0	330.0
編 碼 器 Encoder	1024PPR RS422(Line-drive)/Push-Pull			
風　扇 Elec.Fan	1ø 230V 50/60Hz 155/215W			
軸　承 Bearings	LS:6313C3	OS:6313C3		

※編碼器之選用依需求為主

一般條件 General Data

安裝方式 Mounting	IM 2001(B3/B5)
保護方式 Protection	IP54
轉子平衡 Rotor Balancing	R級 (ISO2373)R Degree
絕緣等級 Insulation	H級 Class H
冷卻系統 Cooling Sys.	強制通風 Forced Air Cooled
熱保護 Thermal Protection	熱保護器 (常閉) Thermal Protector (NC)
噪音 Noise	80dBA
周溫 Ambient Temp.	-15˚C~40˚C
高度 Altitude	海拔1000米 1000m ASL

FUKUTA® 伺服馬達規格之選用

框號 Fr. No.	額定輸出 Rated Output	額定轉速 Rated Speed	最大轉矩 Max. Torque	額定轉矩 Rated Torque	額定電流 Rated Current				額定頻率 Rated Frequency
	kw	RPM	kg-m	kg-m	190V	220V	330V	380V	Hz
SF-160S	22	1500	40.08	14.31	87.4	74.1	50.5	42.8	50.9
	30	2000	41.03	14.63	116.6	100.8	67.3	58.2	67.6
	40	3000	38.3	13.0	152.8	132.0	88.2	76.2	100.8
	50	4000	35.6	12.2	191.0	162.7	110.3	93.9	134.1
SF-160M	28	1500	50.91	18.18	104.5	90.1	60.3	52.0	50.8
	37	2000	50.47	18.07	138.3	120.1	79.9	69.4	67.6
	52	3000	47.7	16.9	194.3	167.8	112.2	96.9	100.7
	63	4000	43.3	15.3	235.4	203.3	135.9	117.4	133.3
SF-160L	37	1500	61.2	22.16	125.5	108.4	72.1	62.6	50.9
	45	2000	61.41	21.93	170.3	148.5	98.3	85.7	67.5
	60	3000	55	19.5	224.2	193.9	129.5	112.0	100.7
	75	4000	51.6	18.3	280.3	242.1	161.8	139.8	133.3
SF-160X	45	1500	72.89	29.23	169.1	146.0	97.0	84.2	50.8
	55	2000	75.27	26.88	206.4	178.4	119.2	103.0	67.5
	75	3000	68.8	24.3	281.3	242.9	162.4	140.2	100.6
	90	4000	61.9	21.9	337.5	291.5	194.9	168.3	133.3

MODEL

SF-180

FUKUTA SERVO MOTOR

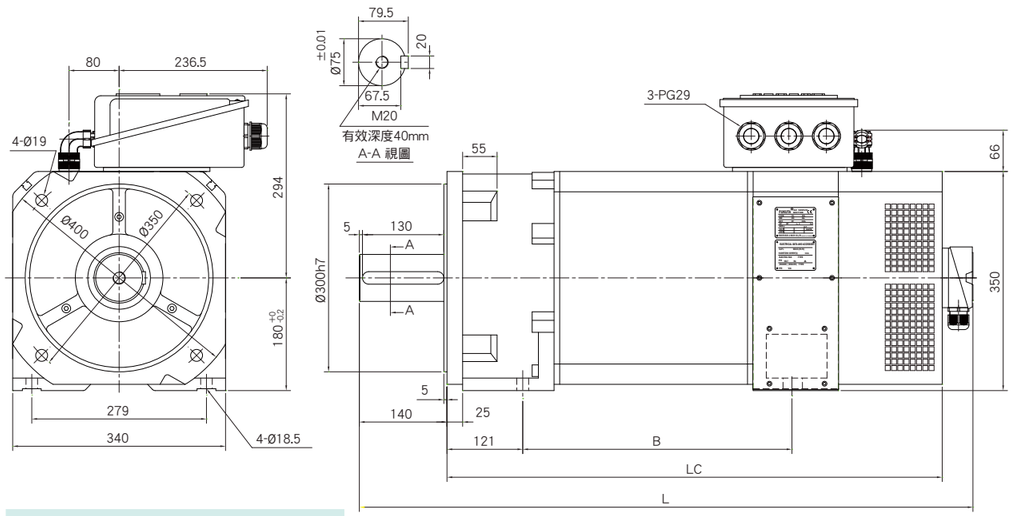

	B	LC	L
180P	380	741	930
180S	430	791	980
180M	475	836	1025
180L	560	921	1110
180X	630	991	1180

產品規格 Standard

輸出 Output(kw)	55	75	90	110	132
框號 Frame No.	180P	180S	180M	180L	180X
效率 Effciency(%)	92.8%	92.7%	93.8%	93.0%	92.8%
功因 Power Factor	0.831	0.825	0.828	0.808	0.822
R1(Ω) @25˚C	0.084	0.065	0.053	0.038	0.035
極數 Poles	6	6	6	6	6
轉動慣量 Rotor Inertial(kg-m²)	0.5463	0.6466	0.7369	0.9075	1.0479
激磁電流 Magnetizing Current(A)	44.7	62.1	71.6	99.3	107.5
額定轉速 Rated Speed (rpm)	1500	1500	1500	1500	1500
最高轉速 Max. Speed (rpm)	3500	3500	3500	3500	3500
重量 Weight(kg)	315.0	360.0	400.0	478.0	530.0
編碼器 Encoder	1024PPR RS422(Line-drive)/Push-Pull				
風扇 Elec.Fan	1ø 230V 50/60Hz 155/215W				
軸承 Bearings	LS:6316C3 OS:6315C3				

※編碼器之選用依需求為主

一般條件 General Data

安裝方式 Mounting	IM 2001(B3/B5)
保護方式 Protection	IP54
轉子平衡 Rotor Balancing	R級 (ISO2373)R Degree
絕緣等級 Insulation	H級 Class H
冷卻系統 Cooling Sys.	強制通風 Forced Air Cooled
熱保護 Thermal Protection	熱保護器 (常閉) Thermal Protector (NC)
噪音 Noise	80dBA
周溫 Ambient Temp.	-15˚C~40˚C
高度 Altitude	海拔1000米 1000m ASL

FUKUTA® 伺服馬達規格之選用

框號 Fr. No.	額定輸出 Rated Output	額定轉速 Rated Speed	最大轉矩 Max. Torque	額定轉矩 Rated Torque	額定電流 Rated Current		額定頻率 Rated Frequency
	kw	RPM	kg-m	kg-m	330V	380V	Hz
SF-180P	37	1000	90.25	36.1	87.0	75.3	51.1
	55	1500	87.41	35.8	127.6	108.9	76.0
	69	2000	83.75	33.5	148.0	135.9	101.2
	90	3000	73.25	29.3	194.0	168.0	151.2
SF-180S	50	1000	121.75	48.7	116.6	101.4	51.2
	75	1500	114.85	48.76	174.7	148.9	76.1
	94	2000	114.25	45.9	203.0	189.8	101.1
	124	3000	100.25	40.1	268.0	232.0	151.0
SF-180M	60	1000	145.08	58.5	139.7	120.7	51.1
	90	1500	134.86	58.52	210.7	183.2	75.7
	113	2000	136.15	55.1	241.0	209.0	101.1
	149	3000	119.54	48.2	317.0	275.0	151.1
SF-180L	73	1000	177.32	71.5	164.0	142.0	51.1
	110	1500	174.88	71.47	253.8	221.7	75.7
	138	2000	166.41	67.1	295.0	256.0	101.1
	181	3000	146.07	58.9	389.0	337.0	151.1
SF-180X	90	1000	212.54	85.7	210.9	183.2	51.2
	132	1500	212.8	85.8	294.0	255.3	76.1
	165	2000	199.4	80.4	349.0	302.0	101.2
	217	3000	175.1	70.6	460.0	400.0	151.0