

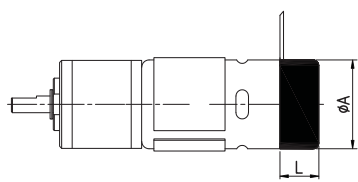
# Magnetic Encoders

Two Channel Hall Effect Encoder 雙向霍爾作用編碼器

One Channel Hall Effect Encoder 單向霍爾作用編碼器

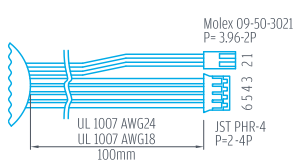
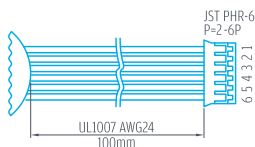
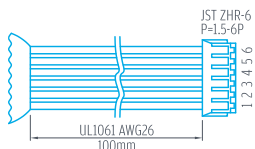


## 馬達外徑 & 長度/



★ WITHOUT CAP

Motor (φA)	CAP (L)	Counts poles of per turn (PPR)	
		Current	limit.
∅ 12	★ 6.5	2, 6 (1, 3)	6 (3)
∅ 15.4	★ 6.5	2, 6 (1, 3)	6 (3)
∅ 20.3	★ 8.5	2, 6 (1, 3)	6 (3)
∅ 22	12.6	2, 6 (1, 3)	6 (3)
∅ 30	12.6	2, 6, 14 (1, 3, 7)	14 (7)
∅ 32	14.3	14 (7)	14 (7)
∅ 36	13.5	14 (7)	14 (7)
∅ 42.5	15.5	2, 10 (1, 5)	10 (5)
∅ 52 & ∅ 54	18	2, 10 (1, 5)	10 (5)



### Two Channel Encoder Connections

1. Black : - Motor
2. Red : + Motor
3. Brown : Hall Sensor Vcc
4. Green : Hall Sensor GND
5. Blue : Hall Sensor A Vout
6. Purple : Hall Sensor B Vout

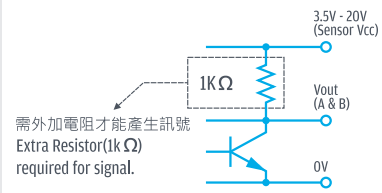
### One Channel Encoder Connections

1. Black : - Motor
2. Red : + Motor
3. Brown : Hall Sensor Vcc
4. Green : Hall Sensor GND
5. Blue : Hall Sensor A Vout
6. Purple : EMPTY

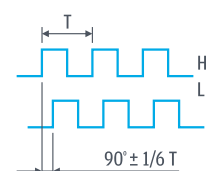
## 電氣特性/ Electrical Characteristics

規格特性 Characteristics	代號 Symbol	測試條件 Test conditions	極小 Min.	基準 Ref.	最大 Max.	單位 Units
輸入電壓 Supply voltage	Vcc	--	3.5	-	20	V
輸出飽和電壓 Output saturation voltage	Vce (sat)	Vcc = 14V ; IC = 20mA	-	300	700	mV
輸出漏電流 Output leakage current	Icex	Vcc = 14V ; Vce = 14V	-	<0.1	10	μA
輸入電流 Supply current	Ice	Vcc = 20V Output open	-	5	10	mA
輸出上升時間 Output rise time	tr	Vcc = 14V ; RL = 820 Ω ; CL = 20pF	-	0.3	1.5	μS
輸出下降時間 Output fall time	tr	Vcc = 14V ; RL = 820 Ω ; CL = 20pF	-	0.3	1.5	μS

### 輸出電路 Output circuit



### 輸出波形 Output wave



- 使用相對溼度：20%~85%RH  
Operating relative humidity
- 使用度範圍：-10°C~+60°C  
Operating temperature range