

YL-K1



基础参数：

电压	24V
欠压	21V±0.5
功率	250W
空载电流	1.5A
限流	(17A±1)*2
刹车方式	电磁刹车
摇杆工作电压	0.5-4.5V
限速	< 6km/h
工作温度	-30-80°C
重量	1041g (控制盒)

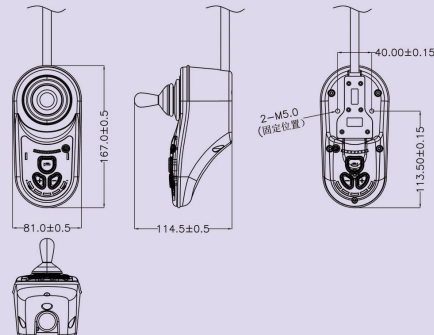
摇杆尺寸
165mm*70mm*110mm
控制盒尺寸
176mm*135mm*47mm

测试和认证

防水等级 IP65
认证 CE/EN61000/EN60950/ISO90001

深度特性：

EMC电磁抗干扰
面板参数设定
飞车保护
MOS管过流保护
过压保护
欠压保护
短路保护
超高温保护
电机堵转保护



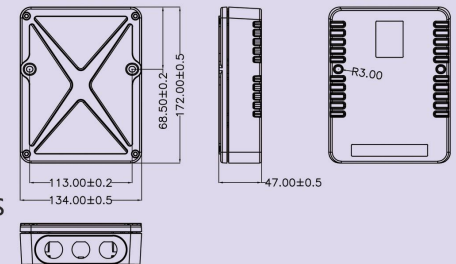
Core Data :

Voltage	24V
Under-voltage	21V±0.5
Power	250W
No-load current	1.5A
Current limited	(17A±1)*2
Brake type	Electromagnetic brake
Control voltage	0.5-4.5V
Speed limited	< 6km/h
Operating temperature	-30-80°C
Weight	1041g (control box)

Size (joystick handle) 165mm*70mm*110mm
Size (control box) 176mm*135mm*47mm

Further specifications :

EMC anti - interference	YES
Panel parameter setting	YES
Runaway protection	YES
Over current protection	YES
Over voltage protection	YES
Under voltage protection	YES
Short circuit protection	YES
Over temperature protection	YES
Locked rotor protection for motor	YES



Tests&Certifications

IP65
CE/EN61000/EN60950/ISO90001

YL-K3

(含中英文APP)



定位轮椅

新一代YL-K3控制器，智能连接“定位轮椅”APP，实现实时通话，GPS定位，SOS紧急求助等功能

New generation YL-K3 controller, intelligent connection "positioning wheelchair" APP, realizes real-time call, GPS positioning, SOS emergency help and other functions



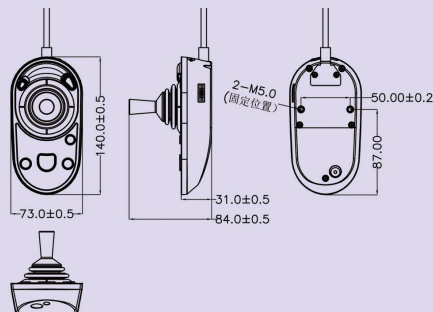
基础参数：

电压 24V
 欠压 21V±0.5
 功率 250W
 空载电流 1.5A
 限流 (17A±1)*2
 刹车方式 电磁刹车
 摇杆工作电压 0.5-4.5v
 限速 < 6km/h
 工作温度 -30-80°C
 重量 1041g (控制盒)

摇杆尺寸 140mm*84mm*73mm
 控制盒尺寸 176mm*135mm*47mm

深度特性：

GPS定位
 实时通话
 SOS紧急求助
 配置APP
 EMC电磁抗干扰
 面板参数设定
 飞车保护
 MOS管过流保护
 过压保护
 欠压保护
 短路保护
 超高温保护
 电机堵转保护



测试和认证

防水等级 IP65
 认证 CE/EN61000/EN60950/ISO90001



Core Data：

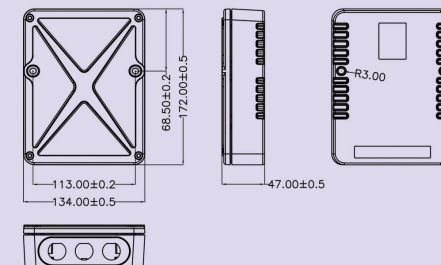
Voltage 24V
 Under-voltage 21V±0.5
 Power 250W
 No-load current 1.5A
 Current limited (17A±1)*2
 Brake type Electromagnetic brake
 Control voltage 0.5-4.5v
 Speed limited < 6km/h
 Operating temperature -30-80°C
 Weight 1041g (control box)
 Size (joystick handle) 140mm*84mm*73mm
 Size (control box) 176mm*135mm*47mm

Tests&Certifications

IP65
 CE/EN61000/EN60950/ISO90001

Further specifications：

GPS positioning YES
 Real-time call YES
 SOS emergency help YES
 Configure APP YES
 EMC anti - interference YES
 Panel parameter setting YES
 Runaway protection YES
 Over current protection YES
 Over voltage protection YES
 Under voltage protection YES
 Short circuit protection YES
 Over temperature protection YES
 Locked rotor protection for motor YES

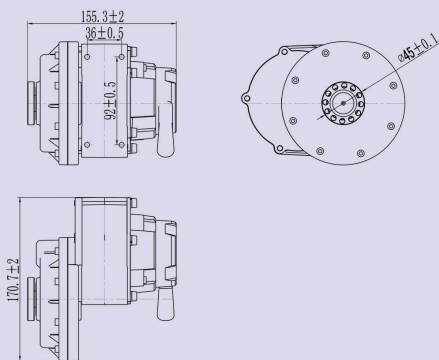


YLM-8



基础参数 :

额定电压	24V dc
额定功率	250W
结构	齿轮驱动
电机转速	3400 rpm
输出转速	150rpm
起动电流	≤1.8A max
空载电流	≤1.1A
效率 (%)	≥85
轮胎类型	8寸实心胎
重量 (KG/只)	4.192 (含轮毂轮胎)
温度	-30-80°C



深度特性 :

刹车类型	电磁刹车
电磁刹车	3N.m 24Vdc
减速比	23:1
噪音 (dB)	≤60
扭矩	0-30 N.M
绝缘等级	F级
绝缘耐压	0~550Vac/1mA/1sec

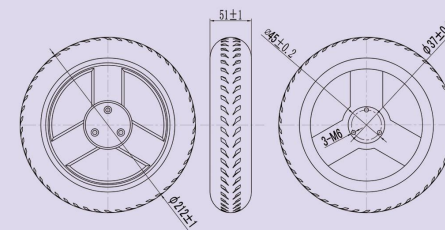
测试和认证

防水等级 IP65
认证 CE/EN61000/EN60950/ISO90001



Core Data :

Voltage	24V dc
Power	250W
Structure	Gear Drive
No-load speed	3400 rpm
Output speed	150rpm
Start current	≤1.8A max
No-load current	≤1.1A
Efficiency (%)	≥85
Tyre type	8 inch solid tire
Weight(KG/piece)	4.192 (including the wheels)
Operating temperature	-30-80°C



Further specifications :

Brake type	Electromagnetic brake
Brake level	3N.m 24Vdc
Reduction Ratio	23:1
Noise Grade (dB)	≤60
Torque	0-30 N.M
Insulation Class	F
Insulation voltage	0~550Vac/1mA/1sec

Tests&Certifications

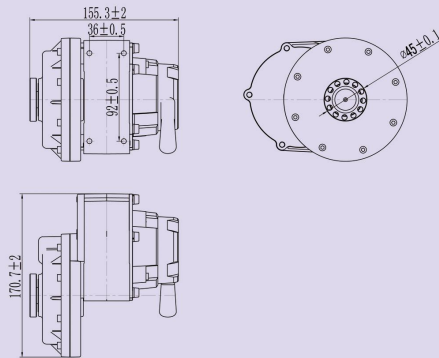
IP65
CE/EN61000/EN60950/ISO90001

YLM-10



基础参数：

额定电压 24V dc
 额定功率 250W
 结构 齿轮驱动
 电机转速 3100 rpm
 输出转速 130rpm
 起动电流 $\leq 1.8A$ max
 空载电流 $\leq 1.1A$
 效率 (%) ≥ 85
 轮胎类型 10寸实心胎
 重量 (KG/只) 4.459 (含轮毂轮胎)
 温度 -30-80°C



深度特性：

刹车类型 电磁刹车
 电磁刹车 3N.m 24Vdc
 减速比 23:1
 噪音 (dB) ≤ 60
 扭矩 0-30 N.M
 绝缘等级 F级
 绝缘耐压 0~550Vac/1mA/1sec

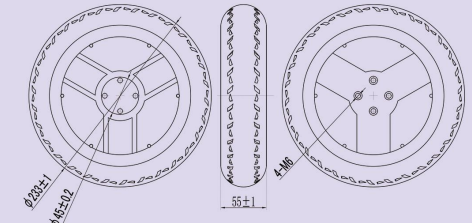
测试和认证

防水等级 IP65
 认证 CE/EN61000/EN60950/ISO90001



Core Data :

Voltage 24V dc
 Power 250W
 Structure Gear Drive
 No-load speed 3100 rpm
 Output speed 130rpm
 Start current $\leq 1.8A$ max
 No-load current $\leq 1.1A$
 Efficiency (%) ≥ 85
 Tyre type 10 inch solid tire
 Weight(KG/piece) 4.459 (including the wheels)
 Operating temperature -30-80°C




Further specifications :

Brake type Electromagnetic brake
 Brake level 3N.m 24Vdc
 Reduction Ratio 23:1
 Noise Grade (dB) ≤ 60
 Torque 0-30 N.M
 Insulation Class F
 Insulation voltage 0~550Vac/1mA/1sec

Tests&Certifications

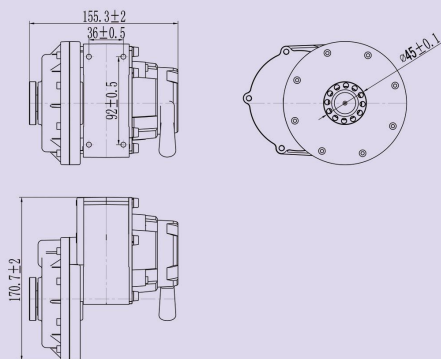
IP65
 CE/EN61000/EN60950/ISO90001

YLM-12



基础参数：

额定电压	24V dc
额定功率	250W
结构	齿轮驱动
电机转速	2200 rpm
输出转速	98rpm
起动电流	≤1.8A max
空载电流	≤1.1A
效率 (%)	≥85
轮胎类型	12寸 充气胎
重量 (KG/只)	4.997 (含轮毂轮胎)
温度	-30-80°C



深度特性：

刹车类型	电磁刹车
电磁刹车	3N.m 24Vdc
减速比	23:1
噪音 (dB)	≤60
扭矩	0-30 N.M
绝缘等级	F级
绝缘耐压	0~550Vac/1mA/1sec

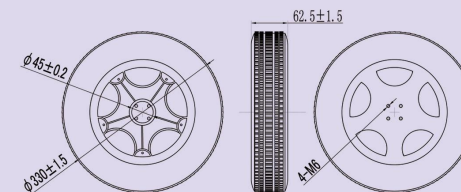
测试和认证

防水等级 IP65
认证 CE/EN61000/EN60950/ISO90001



Core Data :

Voltage	24V dc
Power	250W
Structure	Gear Drive
No-load speed	2200 rpm
Output speed	98rpm
Start current	≤1.8A max
No-load current	≤1.1A
Efficiency (%)	≥85
Tyre type	12 inch pneumatic tire
Weight(KG/piece)	4.997 (including the wheels)
Operating temperature	-30-80°C



Further specifications :

Brake type	Electromagnetic brake
Brake level	3N.m 24Vdc
Reduction Ratio	23:1
Noise Grade (dB)	≤60
Torque	0-30 N.M
Insulation Class	F
Insulation voltage	0~550Vac/1mA/1sec

Tests&Certifications

IP65
CE/EN61000/EN60950/ISO90001