

**NEW-FLOW**

**ISO 9001  
REGISTERED**

# **NEW-FLOW**

MANUFACTURE OF TUNING FORK VIBRATING LEVEL SWITCH

VLS5500 SERIES

AND CONTROL INSTRUMENTS

## ***Instruction Manual***



**VLS5500**

**NEW-FLOW TECHNOLOGIES, INC.**

No.9 Lane 133, Xing-Hua St., Chien Chen Dist., Kaohsiung 806, Taiwan

TEL: 886-7-8135500 FAX: 886-7-8225588 / 8159758


Email: [info@new-flow.com](mailto:info@new-flow.com) [www.new-flow.com](http://www.new-flow.com)

# INSTALLATION

## Instructions Manul

VLS5500 Series are assembled with a tuning fork and energized sensor. It vibrates frequently with mechanical resonance to detect level of powders or granular bulk solids.

## Panel Board Illustrate



### 1. Switch On

Red light of C101 will be lit when power supply is on. No level showed when green light of C101 is lit. At the meantime, light from red lit change to green lit. When level of material fulling up to level detected point , light from green lit switching to red lit. At the meantime, ④ output switch SPDT (NC.COM.NO) from NC function change to NO function.

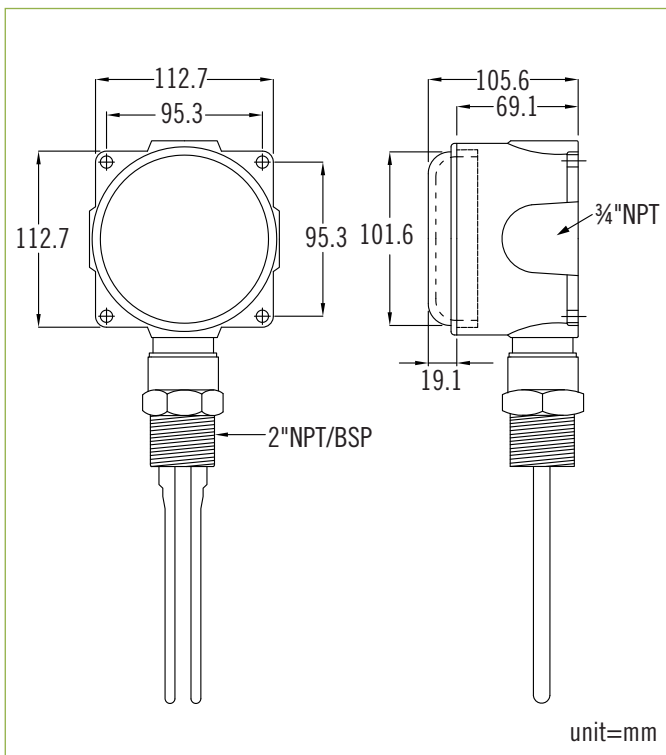
### 2. Sensitivity Adjustment

Increase the sensitivity for rotating clockwise, rotating counter clockwise to decrease the sensitivity.

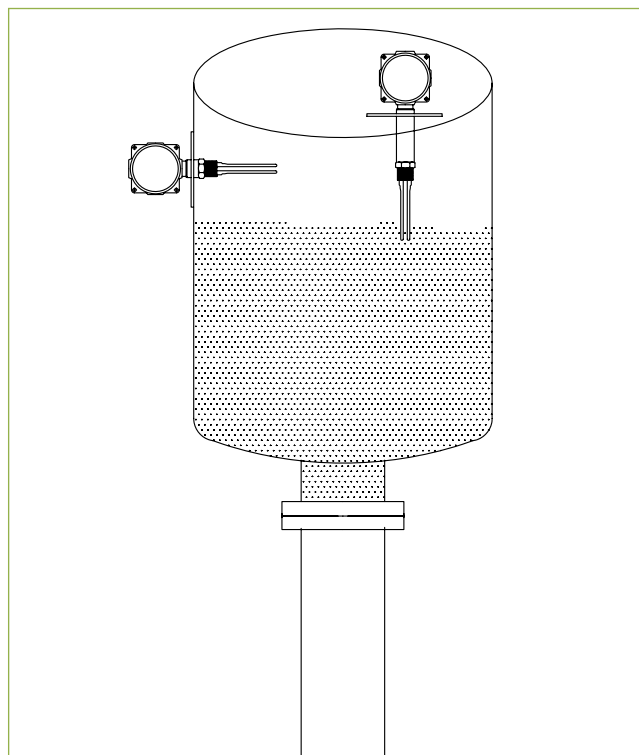
### 3. Test Steps

- Adjust the sensitivity by turning ③ clockwise. When red light of C101 is lit, its an indication of oversensitive.
- Insert probe into the test liquid, if green light of C101 is lit, it means the test is complete.
- If C101 is not light, please repeat the step a. and b. until completion.

## Housing Dimensions

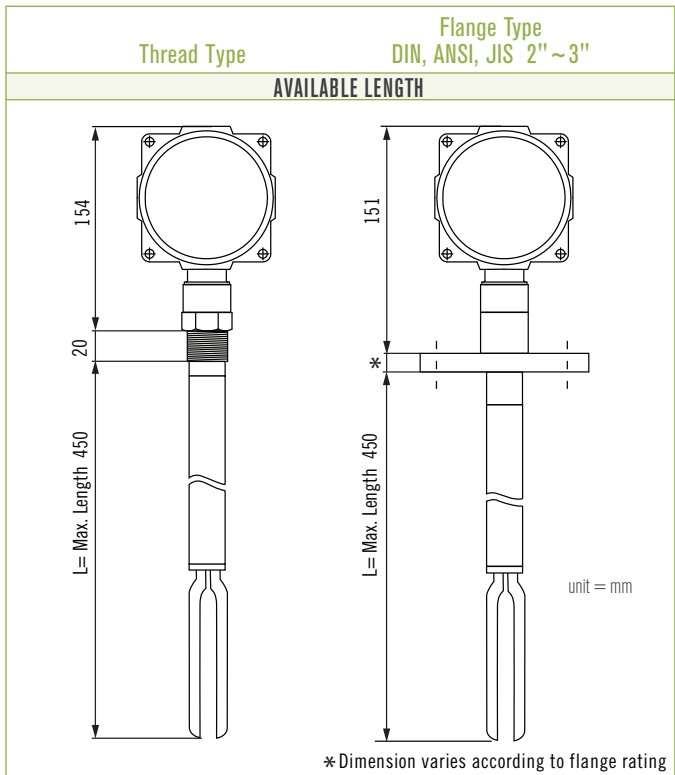
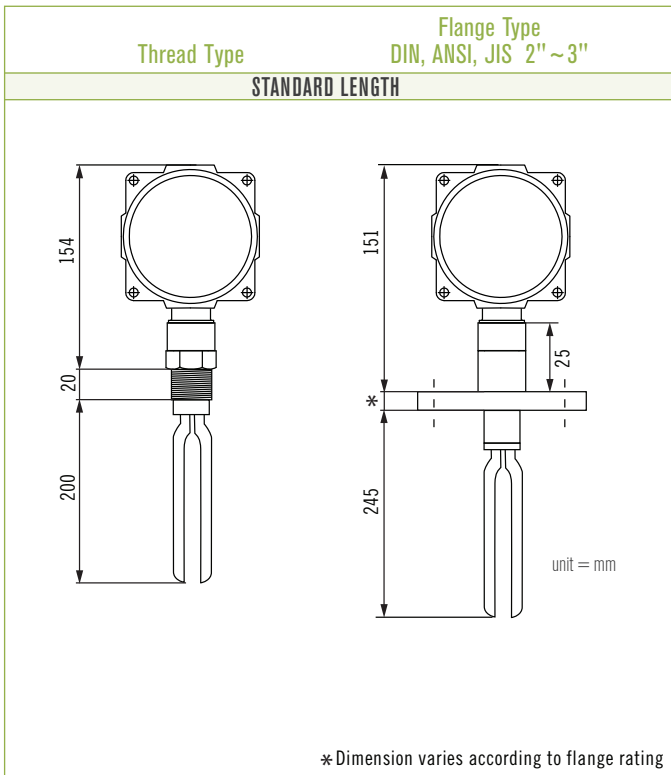


## Application and Installation



# INSTALLATION

## Process Connections



## Installation Method

