

# TUBULAR TYPE LEVEL GAUGE

## BL SERIES

**With Protection Support Pipe**  
**Gauge Valves Sold Separately**  
**Economical Type**

BL-Series is normally used on non-pressurized and non-dangerous fluid systems with a glass tube or sight, it also can find the utility in the observation of interface or fluid color. Gauge glass is made heat resistant borosilicate.

### Technical Data

- Suitable Fluid:** Water, Oil, other chemical liquid
- Gauge Valve Material:** SS304 or SS316 available
- Gauge Tube Material:** DURAN® Glass
- Seal Material:** Viton or EPDM available
- Protection Support Pipe Material:** Acrylic, SS304 and SS316 available
- Gauge Valve Function:** With or Without ball check
- Max. Working Temperature:** 120°C
- Max. Working Pressure:** 5~8 kg/cm<sup>2</sup>
- (Please also consider of the function of length and temperature.)
- Process Connection:** 1/2"~3/4" Male Thread; and 3/8"~1" Flange type on request
- Process Type:** Thread G, NPT, BSPT available  
 Flange JIS, ANSI, DIN available
- Drain Valve Connection:** 1/4" and 3/8" Female Thread G, NPT, BSPT available
- Center to Center Lenngh:** Max. 1500 mm
- Additional:** add yellow float available (please advise the manufacturer if necessary)

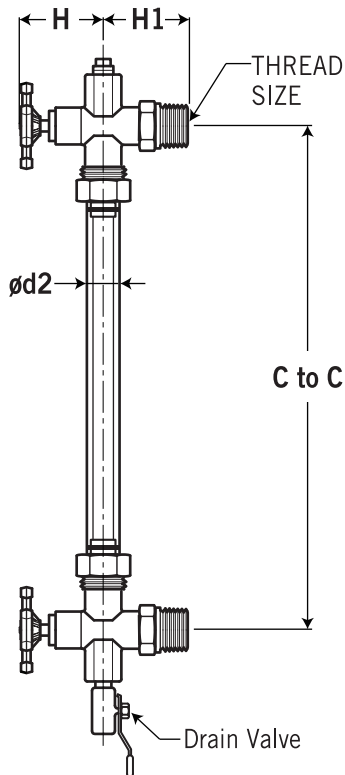


Add "yellow float" available

**BLV**  
 (Gauge valves \*2 piece/1set)

**BLT/BLF**

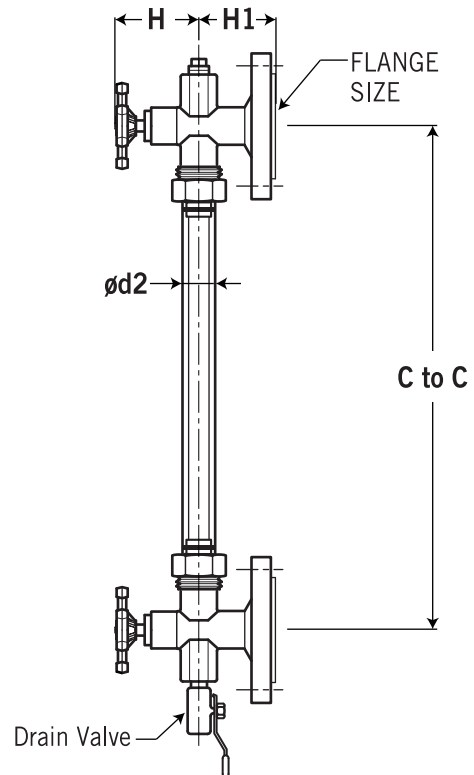
### Dimensions-mm



**Thread Type**

Thread Size	H	H1	d2	Drain Valve	Glass Tube Dimensions
1/2"	67	38	30	1/4"	① ø13x2.2t ② ø14x2.2t
3/4"	69	47	34	3/8"	③ ø16x2.5t ④ ø18x2.5t ⑤ ø20x2.5t

**Installation Notice:**  
 For thread type, please use the "Unions" to install the level gauge on the tank.  
 And, the unions provide by customer self.



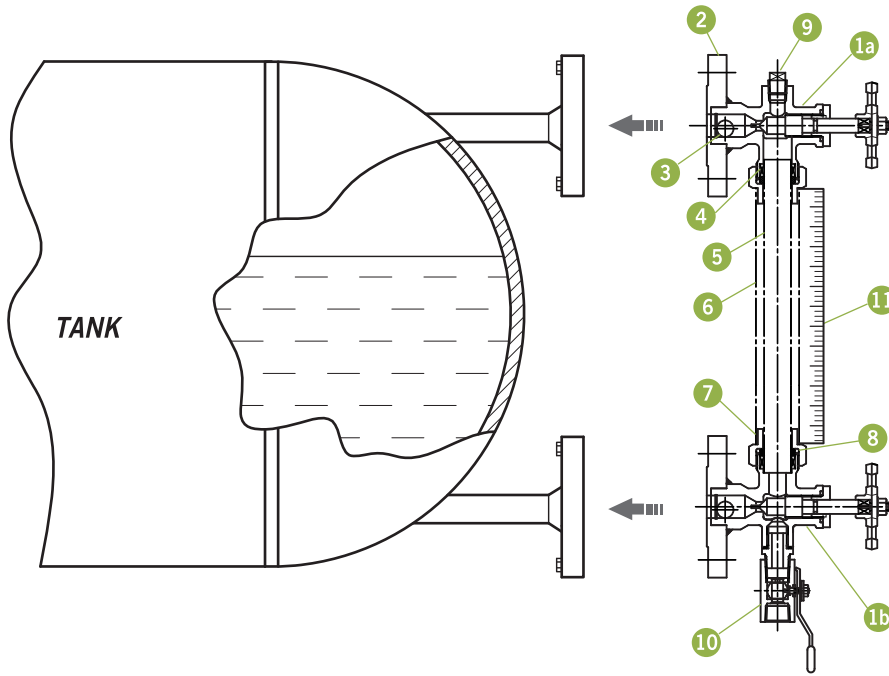
**Flange Type**

Flange Size	H	H1	d2	Drain Valve	Glass Tube Dimensions
3/8"	67	47	30	1/4"	① ø13x2.2t ② ø14x2.2t
1/2"	67	47	30	1/4"	
3/4"	69	59	34	3/8"	③ ø16x2.5t ④ ø18x2.5t ⑤ ø20x2.5t
1"	69	59	34	3/8"	

- Female or Male Thread 「G, NPT, BSPT」 are on request.
- If the thread size is 「1/2"NPT(M)」, the drain valve size is 「1/4"NPT(F)」.

- Flange rating JIS, ANSI, DIN are on request.

### Installation & Parts List



ITEM	PARTS NAME
1a	Upper Gauge Valve
1b	Lower Gauge Valve
2	Process Connection
3	Ball Check
4	Gland Packing
5	Glass Gauge Tube
6	Protector Support
7	Gland Nut
8	Gland Bush
9	Vent Plug
10	Drain Ball Valve
11	Scale Plate (option)

### Ordering Information

<b>Model</b>	<b>BLT</b>	with protection support pipe; Thread type
	<b>BLF</b>	with protection support pipe; Flange type
	<b>BLV</b>	only gauge valves (2 pieces/1 set)
	<b>Code</b>	<b>Connection Size</b>
	Thread	(A) 1/2"NPT(M) (B) 3/4"NPT(M) (C) G1/2"(M) (D) G3/4"(M) (E) 1/2"BSPT(M) (F) 3/4"BSPT(M)
	Flange	(G) 1/2" JIS 10K (H) 3/4" JIS 10K (I) 1" JIS 10K
		(J) 1/2" ANSI 150# (K) 3/4" ANSI 150# (L) 1" ANSI 150# (O) option
	<b>Code</b>	<b>Gauge Valve Material</b>
		(1) SS304 (2) SS316
	<b>Code</b>	<b>Gauge Tube Material</b>
	1	DURAN® Glass      N      Without gauge tube (for model BLV only)
	<b>Code</b>	<b>Gauge Tube Dimensions</b>
		(1) ø13 x 2.2t mm (2) ø14 x 2.2t mm (3) ø16 x 2.5t mm (4) ø18 x 2.5t mm (5) ø20 x 2.5t mm
	<b>Code</b>	<b>Seal Material</b>
		(1) Viton (2) EPDM
	<b>Code</b>	<b>The Function of Gauge Valve</b>
		(A) With Ball Check (B) Without Ball Check
	<b>Code</b>	<b>Drain Valve Type</b>
		(1) Ball Valve (2) Plug (3) Needle Valve
	<b>Code</b>	<b>Vent Valve Type</b>
		(1) Ball Valve (2) Plug (3) Needle Valve
	<b>Code</b>	<b>Center to Center Length (C to C)</b>
		Please directly fill out the length as you required. (Max. 1500mm)
	<b>Code</b>	<b>Protection Supporter Material</b>
		(W) Acrylic (S4) SS304 (S6) SS316 (N) Without (for BLV)
	<b>Code</b>	<b>Scale Plate</b>
	A	With
	B	Without

WWW.NEW-FLOW.COM • TEL: 886-7-8135500 • FAX: 886-7-8225588 • Email: info@new-flow.com

LEVEL

22Jul2020