

VERTICAL MAGNETIC LEVEL SWITCH

LT205 – WEATHER PROOF LXT205 – EXPLOSION PROOF

Technical Data

Enclosure housing: LXT-205 and LXTH: Explosion proof— EEx d IIC-T6, II 2 GD, IP66;
LT-205 and LTH: Weather proof— IP65

Process connection: 1½"~3" Flange type

Flange rating: JIS, ANSI, DIN available

Material: Wetted parts 316 stainless steel

Pressure limits: 3.0 MPa (30 kg/cm²) for ø40 float; option: up to 4.5 MPa
2.0 MPa (20 kg/cm²) for ø50 float

Float working specific gravity: ≥0.7 (option: less than 0.7 available on request)

Temperature limits: -20°C to +150°C (-20°C to +350°C only for LTH & LXTH)

Switch function: Micro switch 1 x SPDT; 2 x SPDT option

Switch rating: 3A/250VAC, 5A/125VAC, 4A/30VDC

Conduit connection: ½"NPT, ¾"NPT female, option available

Patent No.

M334951

Approvals:

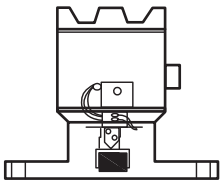


Switches with UL & CSA Recognized and File No. E41515.




Head Type & Wire Drawing

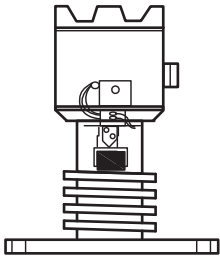
IP65



LT-205



1 SPDT

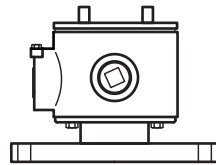


LTH



2 SPDT

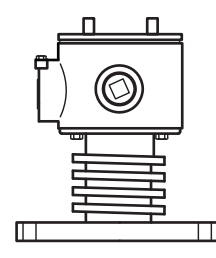
Explosion Proof




LXT-205



1 SPDT



LXTH

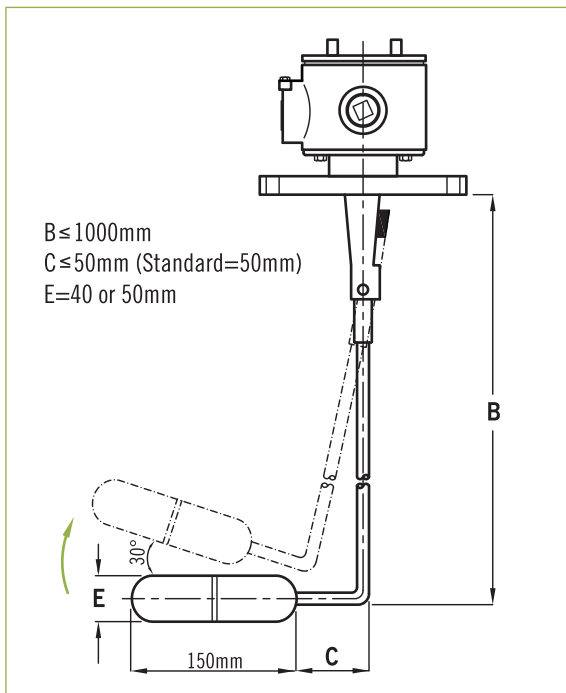


2 SPDT



*LTH & LXTH for high temperature.

Dimensions



Ordering Information

Model	LT205	LXT205	LTH	LXTH
Code	Process Connection Size			
1	1½" (ø50 not available)		2	2"
3	3"		0	option (please specify size)
Code	Process Connection Rating			
	(A) JIS10K (B) JIS20K (C) ANSI 150# (D) ANSI 300#			
	(E) PN16 (F) PN25 (G) option			
Code	Conduit Connection Size			
	(1) ½"NPT (2) ¾"NPT (3) Option			
Code	Flange Material			
	(1) SS316 (2) SS304 (3) Option			
Code	Float Arm Length			
C	50mm (standard)		0	option
B	Please fill in the request length			
Code	Switch Function-Micro Switch			
1	One switch, SPDT x 1			
2	Two switch, SPDT x 2			
Complete Ordering Code				