

New Digital Membrane Touch Control Panels (2019- 4th Gen)

Lower Cost, Better Stability and More Functions

New Product PATENTED TW



Mobile App only available for SP5110A

Description


This popular membrane panel series just got even better! With the incorporation of new digital IC, these panels are now more reliable, cheaper and with some more advanced features like reduced standby current, compact micro-USB cable connection, momentary button programmable for any button. You can even use your iPhone or Android App to control the membrane control box via Bluetooth (SP5110A).

Features


- Ultra Compact panel size (60% smaller than traditional panels)
- Easy to install – no mounting depth, minimum hole drilling (13.0 x 8.5mm)
- Use compact, ready accessible micro-USB cable, end user can replace cables of any desirable length
- Flexible wiring – Control Relay Box installed 1m away from the touch panel
- IP67 - Protected even under temporary water immersion (Panel only)
- ON-indication LED / 10A Self-resettable fuse for each branch
- Backlight module allowing easy operation in darkness
- Programmable momentary button – ALL buttons can be programmed to be momentary (ideal for horn or wiper applications)
- 60pcs Assorted Graphic and Text labels stickers set included



Incorporated digital IC allowing great cost reduction



Programmable momentary button on all buttons.



Backlight module allowing easy operation in darkness



Wireless control via Bluetooth on App (SP5110A only)

Additional Features for SP5110A (App Compatible Version)

- App remote control on cellphone (Android / iOS) via Bluetooth
- Customizable labels, panel styles, background in the virtual panel
- Battery Voltage Level monitor and Low Voltage Warning Alarm
- Pairs up to 4 different control boxes and easily switching between boxes
- App memorizes label and panel styles of paired boxes after switching between boxes



Specifications

- Faceplate | PET membrane touch panel
- Circuit Protection | Built-in Resettable Fuse (PPTC)
- Switch Ratings | 10A per branch
- Panel Rating | Max Cumulative Amp: 35A(6P) / 60A (10P)
- Voltage Rating | DC 9 - 15V (12V Model) / DC 11 - 30V (12-24V Model)
- Notes | CE IP67 (Panel Only) RED Directive (2014/53/EU)
- Patented

Product Series

SP5106 / SP5106D(6P)




6P Membrane Panel



6P Remote Control Box

SP5110 / SP5110D / SP5110A (10P)



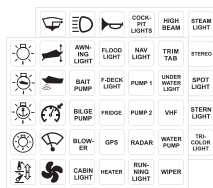
10P Membrane Panel



10P Remote Control Box



Micro USB Cable (1m)



60pcs Label Stickers



Micro USB Cable (1m)



60pcs Label Stickers

Product ID	Positions	Touch Panel (W x H)	Panel Cut-out(W x L)	Control Box (L x W x H)	Note
SP5106	6	91 x 75 mm	ø15 mm (13 x 8.5 mm)	136 x 90 x 32 mm	12V Only
SP5106D	6	91 x 75 mm	ø15 mm (13 x 8.5 mm)	136 x 90 x 32 mm	Dual Voltage (12 - 24V)
SP5110D	10	130 x 75 mm	ø15 mm (13 x 8.5 mm)	214 x 95 x 29 mm	Dual Voltage (12 - 24V)
SP5110A	10	130 x 75 mm	ø15 mm (13 x 8.5 mm)	214 x 95 x 29 mm	App Compatible Version / Dual Voltage

Accessories

SP-51-EP20A



Membrane Touch Panel 20A Expansion Kit

This Expansion Kit allows end users to expand current rating of single branch to 20A without disassembling the control box. This Kit works for all SP51xx models. Instructions manual included.

C-7 Aluminum Water-resistant Switch Panel

Upgraded IP66 switch panel design with backlight for labels



Description

Coming with the C-7 sealed rocker switches, these switch panels can withstand even severer weather conditions than the C-6 Water-resistant Switch Panel. SP32xx series are the only aluminum switch panels in the market with backlight modules for labels.

Features

- New modern and compact panel design (15% smaller than SP30xx series)
- Backlight modules for labels, allowing easy operation in darkness
- IP66—protect against strong water jets
- Push-reset circuit breakers with rubber boots
- Illuminated (LED) C-7 rocker switches with dual voltage rating (12V / 24V)
- Watertight mounting gasket included
- Square shaped label stickers (30pcs) allow vertical or horizontal installation

Specifications

- Faceplate | 0.1"(2.54mm) Coated Aluminum Alloy
- Circuit Protection | Circuit Breakers
- Switch Ratings | 20A @ DC 12V / 10A @ DC 24V (Dual Voltage)
- Panel Rating | Maximum Cumulative Amp: 45A, 45A x 2 (8P)*
- Notes | IP66 **CE**

* Max possible Amperage for each panel is determined by the lower of total switches ratings or the Max Cumulative Amperage listed above.



YIS exclusive backlight modules



IP66 rated








4-way installations

Product Series



Product ID	Positions	Color	Circuit Protection	Product Dimension (W x H x D)	Panel Cut-out (W x L)	Note
SP3216P	6	Dark Gray	Circuit Breakers	114 x 191 x 75 mm	96 x 166 mm	
SP3218P	8	Dark Gray	Circuit Breakers	114 x 238 x 75 mm	96 x 217 mm	
SP3234P	4	Dark Gray	Circuit Breakers	114 x 191 x 75 mm	96 x 166 mm	with USB Charger & Cig. Lighter Socket
SP3254P	4	Dark Gray	Circuit Breakers	114 x 191 x 75 mm	96 x 166 mm	with Battery Gauge & Cig. Lighter Socket
SP3274P	4	Dark Gray	Circuit Breakers	114 x 191 x 75 mm	96 x 166 mm	with Battery Gauge & USB Charger
SP3226P	6	White	Circuit Breakers	114 x 191 x 75 mm	96 x 166 mm	
SP3228P	8	White	Circuit Breakers	114 x 238 x 75 mm	96 x 217 mm	
SP3244P	4	White	Circuit Breakers	114 x 191 x 75 mm	96 x 166 mm	with USB Charger & Cig. Lighter Socket
SP3264P	4	White	Circuit Breakers	114 x 191 x 75 mm	96 x 166 mm	with Battery Gauge & Cig. Lighter Socket
SP3284P	4	White	Circuit Breakers	114 x 191 x 75 mm	96 x 166 mm	with Battery Gauge & USB Charger

Accessories

<p>C-7231RS-H1W</p>  <p>Illuminated(LED) Rocker Car Switch</p> <p>DC 12V 20A DC 24V 10A SPST ON-OFF</p>	<p>AS235</p>  <p>USB Charger Socket (2 Ports)</p> <p>Marine Grade with cap DC 5V 3.4A</p>	<p>AS212</p>  <p>Marine Grade Power Outlet</p> <p>Marine Grade with cap DC 9-36V, 20A</p>	<p>AS234</p>  <p>USB Charger Socket (2 Ports)</p> <p>Marine Grade with cap DC 5V 3.1A DC 5V 4.8A</p>	 <p>Any 1-1/8" Sockets</p> <p>See page 64 for more.</p>
--	--	--	--	---

C-7 Curved Water-resistant Switch Panel

Upgraded streamline switch panel design with backlight for labels



Description

Coming with the C-7 sealed rocker switches, these switch panels are one of our most weather-proof switch panel series. The modular mini panels allow consumers to build switch panels with their own customized features. With modern curved faceplate design and new backlit label features, these panels are stylish, high performance switch panels with complete features.

Features

- New modern curved and compact panel design (15% smaller than SP30xx series)
- Mini modular panels allow free combinations at consumers' side
- Backlight modules for labels, allowing easy operation in darkness
- IP66—protect against strong water jets
- Push-reset circuit breakers with rubber boots
- Illuminated (LED) C-7 rocker switches with dual voltage rating (12V / 24V)
- Watertight mounting gasket included
- Square shaped label stickers (30pcs) allow vertical or horizontal installation



Backlight modules for label stickers



Vertical or horizontal Installations




Mini modular panels allow freedom for customized panels




Water-resistant (IP66)

Specifications

- Faceplate | Curved shaped plastic (ASA)
- Circuit Protection | Circuit Breakers
- Switch Ratings | 20A @ DC 12V / 10A @ DC 24V (Dual Voltage)
- Panel Rating | Maximum Cumulative Amp:45A*
- Notes | IP66 

* Max possible Amperage for each panel is determined by the lower of total switches ratings or the Max Cumulative Amperage listed above.

Product Series



SP3314P



SP3316P



SP3320XX



SP3331XX

Product ID	Positions	Color	Circuit Protection	Product Dimension (W x H x D)	Panel Cut-out (W x L)	Note
SP3314P	4	Black	Circuit Breakers	114 x 133 x 75 mm	101 x 120 mm	
SP3316P	6	Black	Circuit Breakers	114 x 188 x 75 mm	101 x 166 mm	
SP3320XX	-	Black	Circuit Breakers	114 x 58 x 56 mm	105 x 45 mm	2 Gang Mini Socket Panel*
SP3331XX	1	Black	-	114 x 54 x 75mm	103 x 42 mm	1P Switch Panel for special purposes

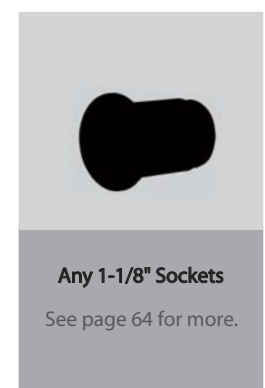

* See table below for available sockets combinations

Socket options for SP3320XX	
Product ID	Socket Mounted
SP3320PP	AS212 x2
SP3320PU	AS212 + AS233
SP3320PV	AS212 + AS234
SP3320PG	AS212 + SP-BG1
SP3320XX	Any combination of two

SP3331 Series	
Product ID	Socket Mounted
SP3331BP	Bilge Pump Switch Panel
SP3331BA	Bilge Pump Switch Panel with Alarm
SP3331DW	Deck Wash Control Panel
SP3331WC	Windlass Control Panel

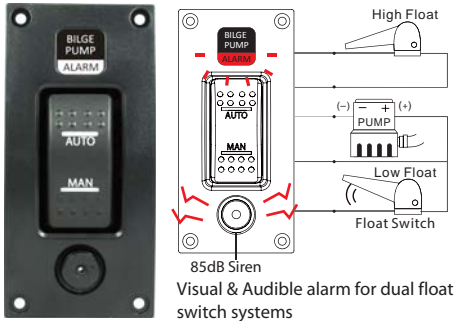
* See page 8 for more details of SP3331 Series

Accessories



SP3331 1 Gang Curved Switch Panel Series

Bilge Pump Switch Panel with Alarm
 SP3331BA ON-OFF-ON
 SP3331BAM ON-OFF-(ON)



Features

- Modern design bilge pump panel with visual and audible alarm (85dB Siren)
- Activates alarms and starts pump automatically when water reaches 2nd (high) float switch
- IP67 C-7 Sealed Switch and water-resistant Siren
- Backlight label module allowing easy recognition in darkness
- Fit perfectly with SP33 series regular panels

Specifications

- Faceplate | Curved shaped plastic (ASA)
- Dimensions | 114 x 54 x 75mm
- Circuit Protection | Pre-installed ATP Fuse 20A
- Switch Function | ON-OFF-ON(SP3331BA) / ON-OFF-(ON)(SP3331BAM)
- Switch Rating | 20A @ DC 12V
- Notes | IP66

Curved Design Single Branch (1P) Switch Panel
 SP3331XX



SP3331ST



SP3331DT



SP3331DW



SP3331WC



SP3331BP

Features

- Blank 1P panel that goes well with other SP33 series panels
- C-7 sealed IP67 switch with dual (12-24V) voltage rating
- Backlight label module allowing easy recognition in darkness
- 5 pcs assorted label stickers included
- Various Switch functions available

Specifications

- Faceplate | Curved shaped plastic (ASA)
- Dimensions | 114 x 54 x 75mm
- Circuit Protection | Circuit Breaker 20A
- Switch Function | See Table
- Switch Rating | 20A @ DC 12V / 10A @ DC 24V (Dual Voltage)
- Notes | IP66

Blank Panels

Product ID	Type	Switch Function	Note
SP3331ST	SPST	ON-OFF	Blank panel with 5pcs label stickers
SP3331STM	SPST	(ON)-OFF	Blank panel with 5pcs label stickers
SP3331DT	SPDT	ON-OFF-ON	Blank panel with 5pcs label stickers
SP3331DTM	SPDT	(ON)-OFF-ON	Blank panel with 5pcs label stickers
SP3331DTM2	SPDT	(ON)-OFF-(ON)	Blank panel with 5pcs label stickers

Functional Panels

Product ID	Type	Switch Function	Note
SP3331DW	SPDT	ON-OFF	Deck Wash Panel
SP3331WC	SPDT	(ON)-OFF-(ON)	Windlass Control Panel
SP3331BP	SPDT	ON-OFF-ON	Standard Bilge Pump Panel
SP3331BPM	SPDT	ON-OFF-(ON)	Standard Bilge Pump Panel

Label Stickers for SP32 / 33 Series

SP33-ST1



- 30pcs assorted Water-proof PC membrane label stickers
- Designed for SP32 / SP33 backlight modules
- Customizable to local languages or applications

Curved Water-resistant USB Panel

SP331USB



Features

- Double port USB charger (AS235) fully compatible with latest iPad, iPhone and smartphones
- Backlight label module allowing easy recognition in darkness
- Fit perfectly with SP33 series regular panels

Specifications

- Faceplate | Curved shaped plastic (ASA)
- Dimensions | 114 x 54 x 75mm
- Circuit Protection | Circuit Breaker 5A
- Input | DC 12-24V
- Output | DC 5V 3.4A
- Notes | **CE** **FC** IP66

Curved Water-resistant Voltage Meter Panel

SP331VM – Voltage Meter Panel

SP331DM – Dual (Voltage & Current) Meter Panel



SP331VM

SP331DM

Features

- Digital meters with 3 LED displays (SP-BG4 / SP-BG5)
- Backlight label module allowing easy recognition in darkness
- Fit perfectly with SP33 series regular panels

Specifications

- Faceplate | Curved shaped plastic (ASA)
- Dimensions | 114 x 54 x 75mm
- Input Range | DC 2.5V – 30V (SP331VM) / DC 4.5V – 30V, 0 – 15A (SP331DM)
- Notes | **CE** IP66

Premium Series Slimline Switch Panel

with Polished Stainless Bezel and 20A Push Button Switches

New
Product

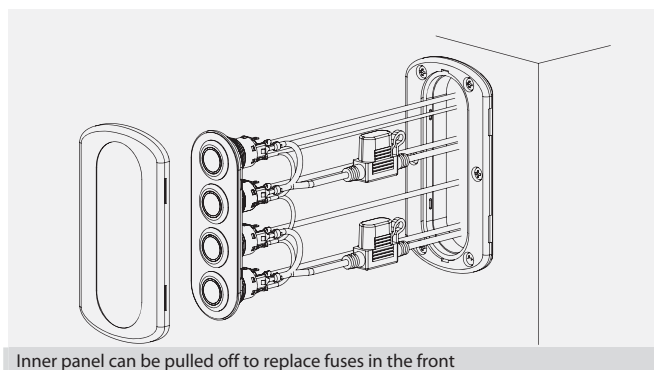


SP6004

SP6004B

SP6006

SP6006B



Inner panel can be pulled off to replace fuses in the front

Description

Looking for some elegant and premium panel with powerful outputs? Meet these new carbon fiber / stainless steel hybrid panel with market leading 20A stainless steel push button switches. Carefully design with screw-hidden polished bezel, backlight labels on the button and 3D carbon fiber panel finish, this is the most elegant panel in YIS lineup.

Features

- Elegant Carbon Fiber Vinyl film with vivid 3D texture
- Ultra Compact Panel Size / mounting holes compatible BEP's Contour Panel Series
- Screw hidden design with polished stainless steel 304 bezel
- 20A Anti-Vandal Stainless Steel Push Button Switches with backlight labels
- Easy fuse-replacing design - fuse holder retractable from the front (Patent Pending)
- 40 pcs assorted label stickers included
- IP66 – Protected against powerful water jets from all directions (when mounted)
- Water-tight gasket included

Product ID	Positions	Circuit Protection	Product Dimension (W x H x D)	Panel Cut-out (W x L)	Note
SP6004	4	ATP Fuses	64 x 120 x 105 mm	32x 101 mm	Red LED Backlight
SP6006	6	ATP Fuses	64 x 169 x 105 mm	32 x 150 mm	Red LED Backlight
SP6004B	4	ATP Fuses	64 x 120 x 105 mm	32x 101 mm	Blue LED Backlight
SP6006B	6	ATP Fuses	64 x 169 x 105 mm	32 x 150 mm	Blue LED Backlight

Specifications

- Faceplate | Plastic with Carbon Fiber Vinyl Film
- Outer Frame | Stainless Steel 304
- Circuit Protection | in-line 15A ATP fuses pre-installed (per 2 branches)
- Switch Rating | 20A @ DC 12V
- Panel Rating | Max Cumulative Amp: 25A per 2 branches
- Notes | IP66

* Max possible Amperage for each panel is determined by the lower of total switches ratings or the Max Cumulative Amperage listed above.

Accessories



PB4511



Push-Button
Switch

.....
DC 12V 20A
DC 24V 10A
SPST ON-OFF

BF353



In-Line ATP Fuse
Holders

.....
DC 12V/24V 1-30A

* This product is under development, all specifications and features are subject to change. Contact sales for final specs.

Modern Design Toggle Switch Panel

Compact economical toggle switch panel with fuse protection



SP2116



SP2125P



SP2125U



SP2125G



SP2136



SP2145P



SP2145U



SP2145G

Gray Panel	White Panel	Positions	Circuit Protection	Product Dimension (W x H x D)	Panel Cut-out (W x L)	Note
SP2116	SP2136	6	ATP Fuses	107 x 95 x 45 mm	87 x 78 mm	
SP2125P	SP2145P	5	ATP Fuses	107 x 95 x 60 mm	87 x 78 mm	with Cig. Lighter Socket
SP2125U/V	SP2145U/V	5	ATP Fuses	107 x 95 x 60 mm	87 x 78 mm	USB Charger (U: 1Port V:2Port)
SP2125G	SP2145G	5	ATP Fuses	107 x 95 x 45 mm	87 x 78 mm	with Digital Battery Gauge
SP2123P	SP2143P	3	ATP Fuses	107 x 95 x 60 mm	87 x 78 mm	with Cig. Lighter Socket
SP2123U/V	SP2143U/V	3	ATP Fuses	107 x 95 x 60 mm	87 x 78 mm	USB Charger (U: 1Port V:2Port)
SP2123G	SP2143G	3	ATP Fuses	107 x 95 x 45 mm	87 x 78 mm	with Digital Battery Gauge

Features

- Compact panel size
- Unique trendy faceplate design (two colors available: Dark Gray /White)
- Heavy duty metal toggle switches with water-resistant PVC boot
- Water-tight mounting gasket included
- LED indication when device turned ON
- 28pcs assorted label stickers included
- IP66 – Protected against powerful water jets from all directions (when mounted)
- Spray-proof in-line ATP/ATC fuse holders with fuses pre-installed



IP66 rated – protected against power jets



LED indication when switched on

Specifications

- Faceplate | Sleek Design Plastic (ABS)
- Circuit Protection | In-line 15A ATP fuses pre-installed (per 2 branches)
- Switch Ratings | 15A @ DC 12V / 10A @ DC 24V (Dual Voltage)
- Panel Rating | Max Cumulative Amp: 25A per 2 branches*
- Notes | IP66

* Max possible Amperage for each panel is determined by the lower of total switches ratings or the Max Cumulative Amperage listed above.



compact Size - 40% Smaller than SP2016F

Wave Design Switch Panel

Economical switch panels with circuit breakers

PATENTED TW Best Seller



SP1214P SP1216P SP1218P SP1220XX SP12XXPW
(Anti-Splash version for all models)

Product ID	Positions	Circuit Protection	Product Dimension (W x H x D)	Panel Cut-out (W x L)	Note
SP1214P	4	Circuit Breakers	100 x 110 x 45 mm	77 x 97.5 mm	
SP1216P	6	Circuit Breakers	100 x 160 x 45 mm	77 x 148 mm	
SP1218P	8	Circuit Breakers	100 x 210 x 45mm	77 x 198 mm	
SP1220XX	-	-	100 x 54 x 56mm	82.5 x 38 mm	2 gang mini socket panel

※ Anti-splash version with rubber boots for switches and circuit breakers are now available for all models above.

Socket options for SP1220XX	
Product ID	Socket Mounted
SP1220PP	AS212 x2
SP1220PU	AS212 + AS233
SP1220PV	AS212 + AS234
SP1220PG	AS212 + SP-BG1
SP1220XX	Any combination of two




Features

- 12V DC illuminated (LED) rocker switches
- Pre-wired with resettable circuit breakers
- Ultra shallow mounting depth (~45mm)
- 28 assorted label stickers included

Specifications

- Faceplate | Wave shaped plastic (ABS)
- Circuit Protection | Circuit breakers
- Switch Ratings | 10A @ DC 12V
- Panel Rating | Maximum Cumulative Amp: 35A*
- Note | CE
- Patented in Taiwan | D155080(TW)

* Max possible Amperage for each panel is determined by the lower of total switches ratings or the Max Cumulative Amperage listed above.



Other Switch Panels

The New Classic Rocker Switch Panel (Redesign 2015)



SP1113F



SP1123F



SP1116F



SP1126F



SP1116P



SP1126P



SP1051

Features

- Classic coated aluminum panel design
- LED illuminated rocker switches
- Pop-out fuse holders with 10A fuse per branch pre-installed (fuse models)
- Circuit Breaker version available for all models
- 20pcs assorted label stickers
- Square shaped stickers allowing vertical or horizontal installation

Specifications

- Faceplate | 1.25mm Coated Aluminum
- Circuit Protection | Fuse / Circuit Breakers
- Switch Ratings | 10A @ DC 12V
- Panel Rating | Maximum Cumulative Amp: 35A*
- Notes | **CE**

* Max possible Amperage for each panel is determined by the lower of total switches ratings or the Max Cumulative Amperage listed above.

Product ID	Circuit Protection	Dimension (W x H x D)	Panel Cut-out (W x L)
SP1113F	Fuses	117 x 97 x 70 mm	70 x 65 mm
SP1116F	Fuses	117 x 167 x 70 mm	70 x 130 mm
SP1123F	Fuses	117 x 97 x 70 mm	70 x 65 mm
SP1126F	Fuses	117 x 167 x 70 mm	70 x 130 mm
SP1116P	Circuit Breakers	117 x 167 x 70 mm	95 x 125 mm
SP1126P	Circuit Breakers	117 x 167 x 70 mm	95 x 125 mm
SP1051	-	83 x 64 x 50 mm	65 x 50 mm

※ Anti-splash version with covers for switches available

Bakelite Toggle Switch Panels with Fuses



SP2013F



SP2016F

Features

- Classic toggle switch
- Fuse holders with 5A fuses pre-installed
- Optional anti-splash PVC boots available

Specifications

- Faceplate | Bakelite
- Circuit Protection | Fuses
- Switch Ratings | DC 12V / 24V
- Panel Rating | Maximum Cumulative Amp: 15A
- Notes | **CE**

Product ID	Dimensions (W x H x D)	Panel Cut-out(W x L)
SP2013F	114 x 92 x 35 mm	90 x 75 mm
SP2016F	114 x 161 x 35 mm	90 x 140 mm

Windlass Controlling Panel with LED SP2211



Product ID	Dimensions (W x H x D)	Panel Cut-out(W x L)
SP2211	52 x 76 x 35 mm	40 x 45 mm

Features

- Momentary (ON)-OFF-(ON) Toggle Switch with PVC Boot
- Red Lamp Indicator

Specifications

- Faceplate | Aluminum Plate
- Circuit Protection | -
- Switch Ratings | DC 12V
- Panel Rating | 15A @ DC 12V
- Notes | **CE**

3-Way Bilge Pump Switch Panel SP2221AF/BF



- SP2221AF : ON-OFF-ON Bilge Pump Switch Panel with Fuse (AUTO-OFF-AUTO)
- SP2221BF : ON-OFF-(ON) Bilge Pump Switch Panel with Fuse (AUTO-OFF-MANUAL)

Product ID	Dimensions (W x H x D)	Panel Cut-out(W x L)
SP2221AF/BF	90 x 50 x 45 mm	75 x 38 mm

Features

- 3-Way toggle switch (ON-OFF-ON) with LED indication
- Fuse holders with pre-installed fuses
- Optional anti-splash PVC boots available

Specifications

- Faceplate | Plastic (ABS)
- Circuit Protection | Fuse
- Switch Ratings | DC 12V
- Panel Rating | Maximum Cumulative Amp:5A
- Notes | **CE**

C-7 Streamline Water-resistant Switch Panel



SP3114P

SP3116P

Product ID	Dimensions (W x H x D)	Panel Cut-out(W x L)
SP3114P	133 x 121 x 75 mm	97 x 101 mm
SP3116P	133 x 173 x 75 mm	97 x 153 mm



Features

- Unique streamline faceplate design
- IP66– protect against strong water jets from all directions (when mounted)
- Push-reset circuit breakers with rubber boots
- Illuminated (LED) C-7 rocker switches with dual voltage rating (12V / 24V)
- Watertight mounting gasket included
- 30 pcs assorted label set included

Specifications

- Faceplate | Streamline shaped plastic (ABS)
- Circuit Protection | Circuit Breakers
- Switch Ratings | 20A @ DC 12V / 10A @ DC 24V (Dual Voltage)
- Panel Rating | Maximum Cumulative Amp:45A*
- Notes | IP66 **CE**

* Max possible Amperage for each panel is determined by the lower of total switches ratings or the Max Cumulative Amperage listed above.

C-6 Water-resistant Switch Panel



SP3013F



SP3013P



SP3016F



SP3016P



SP3023F



SP3023P



SP3033F



SP3033P

Features

- IP55- protect against water jets from all directions (when mounted)
- Both circuit breaker and fuse versions available
- Illuminated water-resistant C-6 rocker switches
- Watertight mounting gasket included
- 30 pcs assorted label set included

Specifications

- Faceplate | 0.1"(2.54mm) Coated Aluminum Alloy
- Circuit Protection | Fuse/Circuit Breaker
- Switch Ratings | 16A @ DC 12V
- Panel Rating | Maximum Cumulative Amp : 35A*
- Notes | IP55 **CE**

* Max possible Amperage for each panel is determined by the lower of total switches ratings or the Max Cumulative Amperage listed above.

Product ID	Circuit Protection	Dimension (W x H x D)	Panel Cut-out (W x L)	Note
SP3013F	Fuses	134 x 95 x 75 mm	75 x 75 mm	
SP3013P	Circuit Breakers	134 x 95 x 75 mm	80 x 75 mm	
SP3016F	Fuses	134 x 190 x 75 mm	75 x 166 mm	
SP3016P	Circuit Breakers	134 x 190 x 75 mm	80 x 166 mm	
SP3023F	Fuses	134 x 190 x 80 mm	75 x 158 mm	with DIN Socket, Cig. Lighter Socket with Retainer and Battery Gauge
SP3023P	Circuit Breakers	134 x 190 x 80 mm	80 x 158 mm	with DIN Socket, Cig. Lighter Socket with Retainer and Battery Gauge
SP3033F	Fuses	134 x 190 x 80 mm	75 x 155 mm	with Cig. Lighter Socket and Battery Gauge
SP3033P	Circuit Breakers	134 x 190 x 80 mm	80 x 155 mm	with Cig. Lighter Socket and Battery Gauge

Ignition Switch Panel

SP4010 / SP4011

New Product



Features



- LED ON Indicator
- 2 Keys included


Specifications

- Faceplate | Nylon 66
- Circuit Protection | -
- Switch Ratings | DC 12V
- Panel Rating | 10 A





Product ID	Dimensions (W x H x D)	Panel Cut-out(W x L)
SP4010	69 x 69 x 45mm	φ40mm
SP4011	69 x 69 x 45mm	φ40mm





SP Series Selection Guide

Product	SP5106 / SP5106D	SP5110D / SP5110A New	SP3216P / SP3226P	SP3218P / SP3228P
				
Page no.	P.3	P.3	P.5	P.5
Positions	6P	10P	6P	8P
Faceplate	PET membrane touch panel	PET membrane touch panel	2.54mm Coated Aluminum	2.54mm Coated Aluminum
Circuit Protection	Built-in Resettable Fuse	Built-in Resettable Fuse	Circuit breakers	Circuit breakers
Switch Rating	DC 12V 10A	DC 12V 10A	DC 12V 20A / DC 24V 10A	DC 12V 20A / DC 24V 10A
Panel Rating	35A	60A	45A	45Ax2
IP Rating	IP67 (Panel Only)	IP67 (Panel Only)	IP66	IP66
Dimensions (W x H x D)	ø15 mm (13 x 8.5 mm)	ø15 mm (13 x 8.5 mm)	114x191x75 mm	114x238x75 mm
Note	SP5106: 12V only SP5106D: 12V/24V	SP5110D: 12V/24V SP5110A: App Control Ver.		





Product	SP3234P / SP3244P	SP3254P / SP3264P	SP3274P / SP3284P	SP3314P
				
Page no.	P.5	P.5	P.5	P.7
Positions	4P	4P	4P	4P
Faceplate	2.54mm Coated Aluminum	2.54mm Coated Aluminum	2.54mm Coated Aluminum	Curved shaped plastic (ASA)
Circuit Protection	Circuit breakers	Circuit breakers	Circuit breakers	Circuit breakers
Switch Rating	DC 12V 20A / DC 24V 10A	DC 12V 20A / DC 24V 10A	DC 12V 20A / DC 24V 10A	DC 12V 20A / DC 24V 10A
Panel Rating	45A	45A	45A	45A
IP Rating	IP66	IP66	IP66	IP66
Dimensions (W x H x D)	114x191x75 mm	114x191x75 mm	114x191x75 mm	114x133x75 mm
Note	with USB Charger and Cig. Lighter Socket	with Battery Gauge and Cig. Lighter Socket	with Battery Gauge and USB Charger	





Product	SP3316P	SP3320XX	SP3331ST	SP3331DT
				
Page no.	P.7	P.7	P.8	P.8
Positions	6P	-	1P	1P
Faceplate	Curved shaped plastic (ASA)	Curved shaped plastic (ASA)	Curved shaped plastic (ASA)	Curved shaped plastic (ASA)
Circuit Protection	Circuit breakers	-	Circuit Breaker 20A	Circuit Breaker 20A
Switch Rating	DC 12V 20A / DC 24V 10A	DC 12V 20A / DC 24V 10A	DC 12V 20A / DC 24V 10A	DC 12V 20A / DC 24V 10A
Panel Rating	45A	-	-	-
IP Rating	IP66	IP66	IP66	IP66
Dimensions (W x H x D)	114x191x75 mm	114x58x56 mm	114x54x75 mm	114x54x75 mm
Note		Sockets options: page 64		

Product	SP3331DW	SP3331WC	SP3331BP	SP3331BA
				
Page no.	P.8	P.8	P.8	P.8
Positions	1P	1P	1P	1P
Faceplate	Curved shaped plastic (ASA)	Curved shaped plastic (ASA)	Curved shaped plastic (ASA)	Curved shaped plastic (ASA)
Circuit Protection	Circuit Breaker 20A	Circuit Breaker 20A	Circuit Breaker 20A	Pre-installed ATP Fuse 20A
Switch Rating	DC 12V 20A / DC 24V 10A	DC 12V 20A / DC 24V 10A	DC 12V 20A / DC 24V 10A	DC 12V 20A / DC 24V 10A
Panel Rating	-	-	-	-
IP Rating	IP66	IP66	IP66	IP66
Dimensions (W x H x D)	114x54x75 mm	114x54x75 mm	114x54x75 mm	114x54x75 mm
Note				





Product	SP3331USB	SP3331VM	SP3331DM	SP6004 New
				
Page no.	P.9	P.9	P.9	P.10
Positions	1P	1P	1P	4P
Faceplate	Curved shaped plastic (ASA)	Curved shaped plastic (ASA)	Curved shaped plastic (ASA)	Plastic with Carbon Fiber Vinyl Film
Circuit Protection	Circuit Breaker 5A	-	-	ATP Fuses
Switch Rating	-	DC 2.5V – 30V	DC 4.5V – 30V, 0 – 15A	DC 12V 20A
Panel Rating	-	-	-	25A per 2 branches
IP Rating	IP66	IP66	IP66	IP66
Dimensions (W x H x D)	114x54x75 mm	114x54x75 mm	114x54x75 mm	64x120x105 mm
Note				

Product	SP6006 / SP6006B New	SP2116 / SP2136	SP2125X / SP2145X	SP2123X / SP2143X
				
Page no.	P.10	P.11	P.11	P.11
Positions	6P	6P	5P	3P
Faceplate	Plastic with Carbon Fiber Vinyl Film	Sleek Design plastic (ABS)	Sleek Design plastic (ABS)	Sleek Design plastic (ABS)
Circuit Protection	ATP Fuses	ATP Fuses	ATP Fuses	ATP Fuses
Switch Rating	DC 12V 20A	DC 12V 15A / DC 24V 10A	DC 12V 15A / DC 24V 10A	DC 12V 15A / DC 24V 10A
Panel Rating	25A per 2 branches	25A per 2 branches	25A per 2 branches	25A per 2 branches
IP Rating	IP66	IP66	IP66	IP66
Dimensions (W x H x D)	64x169x105 mm	107x95x45 mm	107x95x60 mm	107x95x60 mm
Note			X = P: Cig. Light Socket X = U/V: USB Charger Socket X = G: Digital Voltage Meter	X = P: Cig. Light Socket X = U/V: USB Charger Socket X = G: Digital Voltage Meter

Product	SP1214P	SP1216P	SP1218P	SP1220XX
				
Page no.	P.12	P.12	P.12	P.12
Positions	4P	6P	8P	-
Faceplate	Wave shaped plastic (ABS)	Wave shaped plastic (ABS)	Wave shaped plastic (ABS)	Wave shaped plastic (ABS)
Circuit Protection	Circuit breakers	Circuit breakers	Circuit breakers	-
Switch Rating	DC 12V 10A	DC 12V 10A	DC 12V 10A	-
Panel Rating	35A	35A	35A	-
IP Rating	-	-	-	-
Dimensions (W x H x D)	100x110x45 mm	100x160x45 mm	100x210x45 mm	100x54x56 mm
Note				2 gang mini socket panel

Product	SP1113F / SP1123F	SP1116F / SP1126F	SP1116P / SP1126P	SP1051
				
Page no.	P.13	P.13	P.13	P.13
Positions	3P	6P	6P	-
Faceplate	1.2mm Coated Aluminum	1.2mm Coated Aluminum	1.2mm Coated Aluminum	1.2mm Coated Aluminum
Circuit Protection	Fuses	Fuses	Circuit breakers	-
Switch Rating	DC 12V 10A	DC 12V 10A	DC 12V 10A	DC 12V 10A
Panel Rating	20A	20A	20A	20A
IP Rating	-	-	-	-
Dimensions (W x H x D)	117x97x70 mm	117x167x70 mm	117x167x70 mm	85x64x50 mm
Note				Battery Test Gauge panel with switch

Product	SP2013F	SP2016F	SP2211	SP2221AF/BF
				
Page no.	P.13	P.13	P.14	P.14
Positions	3P	6P	1P	1P
Faceplate	Bakelite	Bakelite	Aluminum Plate	Plastic (ABS)
Circuit Protection	Fuses	Fuses	-	Fuses
Switch Rating	DC 12V / 24V	DC 12V / 24V	DC 12V	DC 12V
Panel Rating	15A	15A	15A	5A
IP Rating	-	-	-	-
Dimensions (W x H x D)	114x92x35 mm	114x161x35 mm	52x76x35 mm	90x50x45 mm
Note				

Product	SP3114P 	SP3116P 	SP3013F 	SP3013P 
Page no.	P.14	P.14	P.15	P.15
Positions	4P	6P	3P	3P
Faceplate	Streamline Shaped plastic (ABS)	Streamline Shaped plastic (ABS)	2.54mm Coated Aluminum	2.54mm Coated Aluminum
Circuit Protection	Circuit breakers	Circuit breakers	Fuses	Circuit breakers
Switch Rating	DC 12V 20A / DC 24V 10A	DC 12V 20A / DC 24V 10A	DC 12V 16A	DC 12V 16A
Panel Rating	45A	45A	35A	35A
IP Rating	IP66	IP66	IP55	IP55
Dimensions (W x H x D)	133x121x75 mm	133x173x75 mm	134x95x75 mm	134x95x75 mm
Note				

Product	SP3016F 	SP3016P 	SP3023F 	SP3023P 
Page no.	P.15	P.15	P.15	P.15
Positions	6P	6P	3P	3P
Faceplate	2.54mm Coated Aluminum	2.54mm Coated Aluminum	2.54mm Coated Aluminum	2.54mm Coated Aluminum
Circuit Protection	Fuses	Circuit breakers	Fuses	Circuit breakers
Switch Rating	DC 12V 16A	DC 12V 16A	DC 12V 16A	DC 12V 16A
Panel Rating	35A	35A	35A	35A
IP Rating	IP55	IP55	IP55	IP55
Dimensions (W x H x D)	134x190x75 mm	134x190x75 mm	134x190x80 mm	134x190x80 mm
Note			with DIN Socket, Cig. Lighter Socket with Retainer and Battery Gauge	with DIN Socket, Cig. Lighter Socket with Retainer and Battery Gauge

Product	SP3033F 	SP3033P 	SP4010 / SP4011 New 
Page no.	P.15	P.15	P.15
Positions	3P	3P	-
Faceplate	2.54mm Coated Aluminum	2.54mm Coated Aluminum	Nylon 66
Circuit Protection	Fuses	Circuit breakers	-
Switch Rating	DC 12V 16A	DC 12V 16A	DC 12V
Panel Rating	35A	35A	10A
IP Rating	IP55	IP55	-
Dimensions (W x H x D)	134x190x80 mm	134x190x80 mm	69x69x45 mm
Note	with Cig. Lighter Socket and Battery Gauge	with Cig. Lighter Socket and Battery Gauge	