


CE

CCC

RoHS

IEC:61984



特性

Product features

- 16A触点切换能力
16A contact switching capability
- 低高度, 仅为15.7mm
Low height, only 15.7mm
- 可提供满足回流焊使用要求产品
Products that meet the requirements of reflow soldering are available
- 备有插座可供选择
Sockets are available
- 多种触点形式可供选择
A variety of contact formats are available

触点参数 Contact Parameters

触点形式 Contact Form	1NO1NC
接触电阻 Contact Resistance	≤100mΩ
触点材料 Contact material	详见订货标记 See Order Mark For Details
触点负载(阻性) Contact load (resistive)	12A 220VAC/24VDC
最大切换电压 Maximum Switching Voltage	250VAC/30VDC
最大切换电流 Maximum Switching Current	12A/16A
最大切换功率 Maximum Switching Power	3000VA/4000VA
机械寿命 Mechanical Life	≥2×10 ⁷
电气寿命 Electrical Life	100000次(1s通9s断)
	50000(1s通5s断)

性能参数 Performance Parameters

绝缘电阻 Insulation Resistance	1000mΩ(500VDC)	
抗电强度 Electrical Strength	线圈与触点间 Between coil and contact	5000VAC 1Min
	断开的触点间 Between disconnected contacts	1000VAC 1Min
	触点组之间 Between contact groups	2000VAC 1Min
吸合时间 Absorption Time	≤15ms	
释放时间 Release Time	≤8ms	
线圈温升 The Coil Temperature Rises	≤55K	
高低温冲击实验 High And Low Temperature Impact Experiment	-45℃~+85℃, 85%RH. 40min/循环, 50个循环, 接触电阻≤200mΩ, 按压力变化值≤30%, LED正常	
耐震性 Shock Resistance	XYZ三向, 60Hz, 振幅2mm, 10小时(每2小时观察)	
工作环境湿度 Working Environment Humidity	35~85%	
工作环境温度 Operating Ambient Temperature	-40~+70℃, 非真空状态下, 不结冰情况下	
引出端形式 Lead-out Form	印制板式 Printed plate type	
重量 Weight	DC24V: 13.8g	
封装方式 Encapsulation Method	塑封型、防焊剂型 Plastic sealing type, Flux resistant type	

备注: 上数值均为初始值。
Note: The values in the above book are all initial values.

线圈参数 Coil Parameters

额定线圈功率 Rated Coil Power	约400mW
-------------------------	--------

额定电压 Rated Voltage VDC	动作电压 Operating Voltage VDC	释放电压 Release The Voltage VDC	最大电压 Maximum Voltage VDC	线圈电阻 Coil Resistance Ω
5	≤3.5	≥0.5	7.5	62
12	≤8.4	≥1.2	18	360
24	≤16.8	≥2.4	36	1440

备注: 1、常温下, 让继电器正常动作时, 需要在继电器的线圈脚施加电压的最小值不得低于额定电压值得80%, 但为了达到规定的产品性能, 使用时请对线圈施加额定电压。
2、最大电压是指继电器线圈在短时间内能承受的最大电压值

Remarks: 1. At room temperature, when the meter relay is in normal operation, the minimum value of the voltage that needs to be applied to the coil foot of the relay shall not be lower than 80% of the rated voltage, but in order to achieve the specified product performance, please apply the rated voltage to the coil when using.
2. The maximum voltage refers to the maximum voltage value that the relay coil can withstand in a short period of time

订货标记示例 Example Of Order Mark

RY 115F - 1Z - D24

企业标识 Enterprise Identity

继电器系列 Relay Series

触点形式 Contact Form 一组转换 1NO1NC

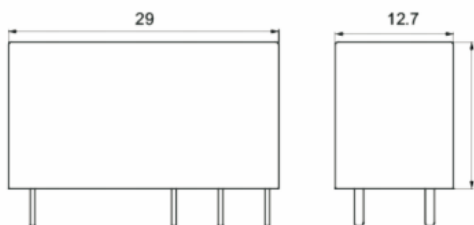
L: LED灯 LED lights 无: 不带LED灯 Without LED light

线圈电压 Coil Voltage D: 直流DC

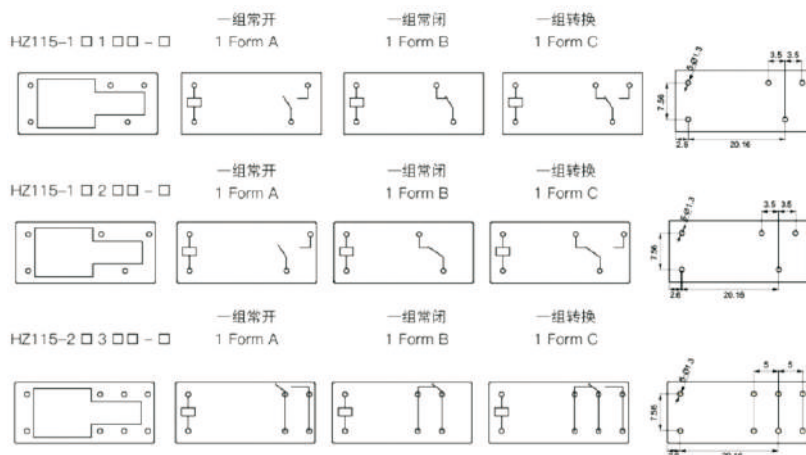
备注: 1、客户特殊要求由我司评审后, 按特性号的形式标识。

Remarks: 1. After the customer's special requirements are reviewed by our company, they are identified in the form of a feature number.

外形图 Outline Drawing (mm)



接线图 Wiring Diagram



继电器配套底座 Relay Matching Base



IEC:61984
CE RoHS

特性 Product features


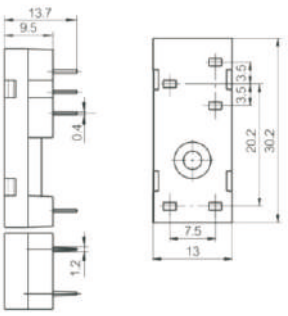
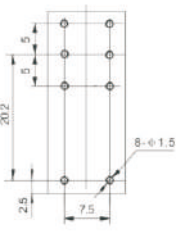

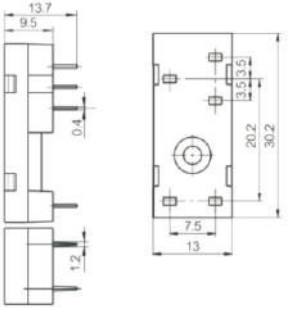
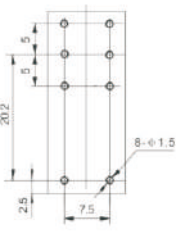

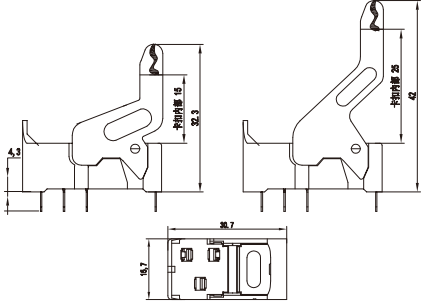
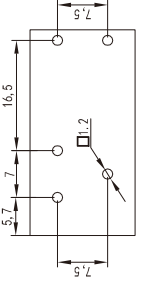
- 绝缘电阻1000MΩ
Insulation resistance 1000MΩ
- 带手指保护功能
With Finger protection
- PCB式、螺钉式、导轨式安装形式可供选择
PCB type, screw type, DIN rail mounting form are available
- 多款插入式模块可供选择，实现通电指示，线路保护功能
A variety of plug-in modules are available to realize power-on indication and line protection functions
- 可选配件：卡簧、标记牌、插入式模块
Optional accessories: circlips, marker plates, plug-in modules
- 外壳采用PA66+G20环保阻燃尼龙
The shell adopts PA66+G20 environmentally friendly flame retardant nylon


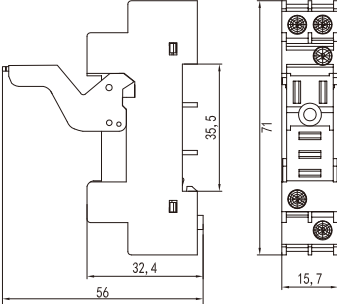
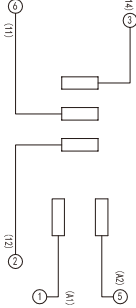

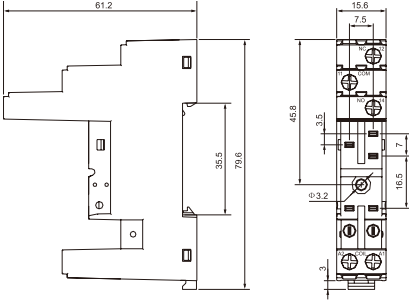
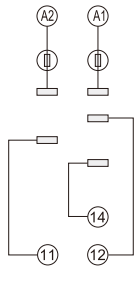
性能参数 Performance Parameters

型号 Model	额定电压 Rated Voltage	额定电流 Rated Current	环境温度 Ambient Temperature	介电耐压 Dielectric Strength	插拔寿命 Plug-in life	螺钉扭矩 Screw Torque	外接导线 Size Of Wire	插片材料 Insert material	重量 Weight
14F-1Z-A1	250VAC	12A	-35°C~70°C	2000VAC	10000	/	/	磷铜	约32g
14F-1Z-A1X	250VAC	12A	-35°C~70°C	2000VAC	10000	/	/	磷铜	约33.45g
14F-1Z-A3	250VAC	12A	-35°C~70°C	2000VAC	10000	/	/	磷铜	约37.63g
14F-1Z-C2	250VAC	12A	-35°C~70°C	2000VAC	10000	0.8-1.0N.m	7mm	磷铜	约39.46g
14F-1Z-C3	250VAC	12A	-35°C~70°C	2000VAC	10000	0.8-1.0N.m	7mm	磷铜	约39.46g

外形图、接线图，安装孔尺寸 Outline drawing, wiring diagram, mounting hole size

单位: mm

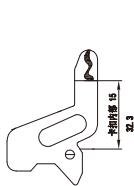
底座 Base	外形尺寸 Form Factor	接线图 Wiring Diagram	可选配件 Optional Accessories
14F-1Z-A1 			挂钩 RY-15G RY-20G RY-25G
14F-1Z-A1X 			挂钩 RY-15G RY-20G RY-25G
14F-1Z-C3 			挂钩 RYA3-15G RYA3-25G

底座 Base	外形尺寸 Form Factor	接线图 Wiring Diagram	可选配件 Optional Accessories
<p>14F-1Z-C2</p> 			
<p>14F-1Z-C3</p> 			

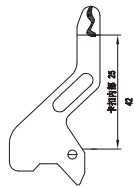
相关配件可选 Related accessories are available

单位: mm

挂钩 Hooking



RYA3-15G



RYA3-25G


连接条 Connection Strips

CE

CCC

RoHS

IEC:61984



特性

Product features

- 8A触点切换能力
8A contact switching capability
- 低高度, 仅为15.7mm
Low height, only 15.7mm
- 可提供满足回流焊使用要求产品
Products that meet the requirements of reflow soldering are available
- 备有插座可供选择
Sockets are available
- 多种触点形式可供选择
A variety of contact formats are available

触点参数 Contact Parameters

触点形式 Contact Form	2NO2NC
接触电阻 Contact Resistance	≤100mΩ
触点材料 Contact material	详见订货标记 See Order Mark For Details
触点负载(阻性) Contact load (resistive)	8A 220VAC/24VDC
最大切换电压 Maximum Switching Voltage	250VAC/30VDC
最大切换电流 Maximum Switching Current	8A
最大切换功率 Maximum Switching Power	2000VA
机械寿命 Mechanical Life	≥2×10 ⁷
电气寿命 Electrical Life	100000次(1s通9s断)
	50000(1s通5s断)

性能参数 Performance Parameters

绝缘电阻 Insulation Resistance	1000mΩ(500VDC)	
抗电强度 Electrical Strength	线圈与触点间 Between coil and contact	5000VAC 1Min
	断开的触点间 Between disconnected contacts	1000VAC 1Min
	触点组之间 Between contact groups	2000VAC 1Min
吸合时间 Absorption Time	≤15ms	
释放时间 Release Time	≤8ms	
线圈温升 The Coil Temperature Rises	≤55K	
高低温冲击实验 High And Low Temperature Impact Experiment	-45℃~+85℃, 85%RH. 40min/循环, 50个循环, 接触电阻≤200mΩ, 按压力变化值≤30%, LED正常	
耐震性 Shock Resistance	XYZ三向, 60Hz, 振幅2mm, 10小时(每2小时观察)	
工作环境湿度 Working Environment Humidity	35~85%	
工作环境温度 Operating Ambient Temperature	-40~+70℃, 非真空状态下, 不结冰情况下	
引出端形式 Lead-out Form	印制板式 Printed plate type	
重量 Weight	DC24V: 13.8g	
封装方式 Encapsulation Method	塑封型、防焊剂型 Plastic sealing type, Flux resistant type	

备注: 上数值均为初始值。
Note: The values in the above book are all initial values.

线圈参数 Coil Parameters

额定线圈功率 Rated Coil Power	约400mW
-------------------------	--------

额定电压 Rated Voltage VDC	动作电压 Operating Voltage VDC	释放电压 Release The Voltage VDC	最大电压 Maximum Voltage VDC	线圈电阻 Coil Resistance Ω
5	≤3.5	≥0.5	7.5	62
12	≤8.4	≥1.2	18	360
24	≤16.8	≥2.4	36	1440

备注: 1、常温下, 让继电器正常动作时, 需要在继电器的线圈脚施加电压的最小值不得低于额定电压值得80%, 但为了达到规定的产品性能, 使用时请对线圈施加额定电压。
2、最大电压是指继电器线圈在短时间内能承受的最大电压值

Remarks: 1. At room temperature, when the meter relay is in normal operation, the minimum value of the voltage that needs to be applied to the coil foot of the relay shall not be lower than 80% of the rated voltage, but in order to achieve the specified product performance, please apply the rated voltage to the coil when using.
2. The maximum voltage refers to the maximum voltage value that the relay coil can withstand in a short period of time

订货标记示例 Example Of Order Mark

RY 115F - 2Z - D24

企业标识 Enterprise Identity

继电器系列 Relay Series

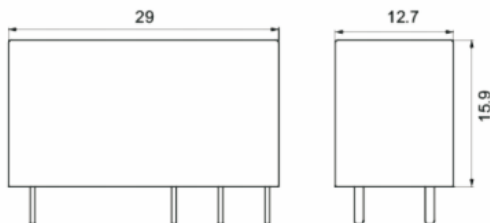
触点形式 Contact Form 二组转换 2NO2NC

线圈电压 Coil Voltage D: 直流DC

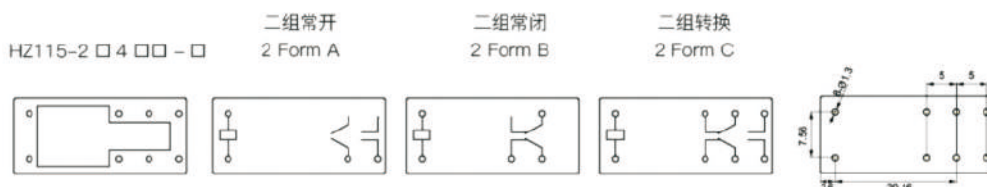
备注: 1、客户特殊要求由我司评审后, 按特性号的形式标识。

Remarks: 1. After the customer's special requirements are reviewed by our company, they are identified in the form of a feature number.

外形图 Outline Drawing (mm)



接线图 Wiring Diagram



继电器配套底座 Relay Matching Base



IEC:61984
CE RoHS

特性 Product features


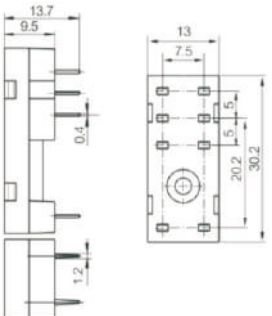
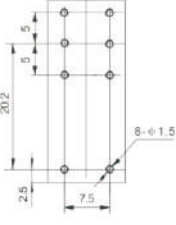

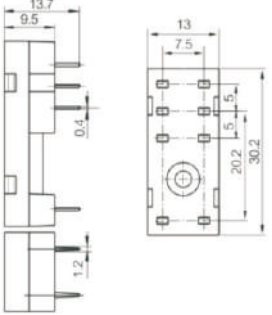
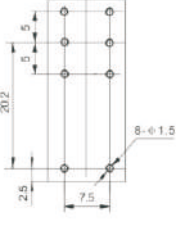

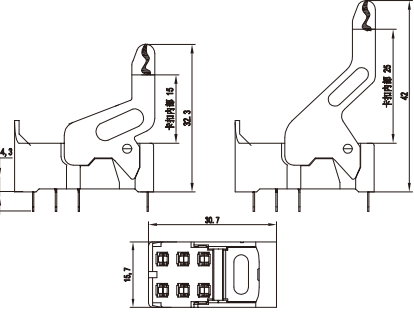
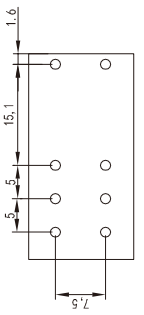
- 绝缘电阻1000MΩ
Insulation resistance 1000MΩ
- 带手指保护功能
With Finger protection
- PCB式、螺钉式、导轨式安装形式可供选择
PCB type, screw type, DIN rail mounting form are available
- 多款插入式模块可供选择，实现通电指示，线路保护功能
A variety of plug-in modules are available to realize power-on indication and line protection functions
- 可选配件：卡簧、标记牌、插入式模块
Optional accessories: circlips, marker plates, plug-in modules
- 外壳采用PA66+G20环保阻燃尼龙
The shell adopts PA66+G20 environmentally friendly flame retardant nylon


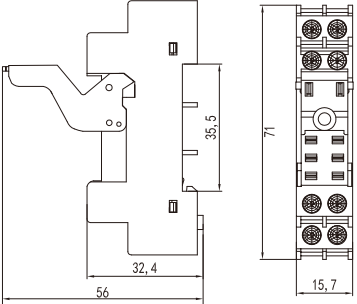
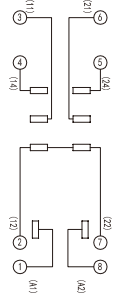

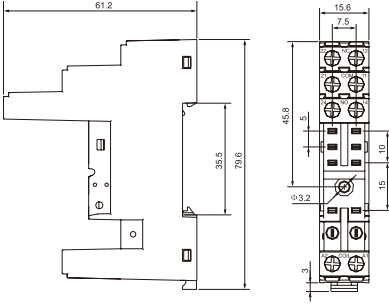
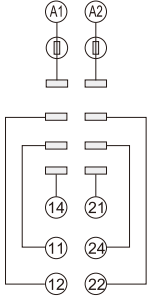
性能参数 Performance Parameters

型号 Model	额定电压 Rated Voltage	额定电流 Rated Current	环境温度 Ambient Temperature	介质耐压 Dielectric Strength	插拔寿命 Plug-in life	螺钉扭矩 Screw Torque	外接导线 Size Of Wire	插片材料 Insert material	重量 Weight
14F-2Z-A1	250VAC	8A	-35°C~70°C	2000VAC	10000	/	/	磷铜	约32g
14F-2Z-A1X	250VAC	8A	-35°C~70°C	2000VAC	10000	/	/	磷铜	约33.45g
14F-2Z-A3	250VAC	8A	-35°C~70°C	2000VAC	10000	/	/	磷铜	约37.63g
14F-2Z-C2	250VAC	8A	-35°C~70°C	2000VAC	10000	0.8-1.0N.m	7mm	磷铜	约39.46g
14F-2Z-C3	250VAC	8A	-35°C~70°C	2000VAC	10000	0.8-1.0N.m	7mm	磷铜	约39.46g

外形图、接线图，安装孔尺寸 Outline drawing, wiring diagram, mounting hole size

单位: mm

底座 Base	外形尺寸 Form Factor	接线图 Wiring Diagram	可选配件 Optional Accessories
14F-1Z-A1 			挂钩 RY-15G RY-20G RY-25G
14F-1Z-A1X 			挂钩 RY-15G RY-20G RY-25G
14F-1Z-C3 			挂钩 RYA3-15G RYA3-25G

底座 Base	外形尺寸 Form Factor	接线图 Wiring Diagram	可选配件 Optional Accessories
<p>14F-2Z-C2</p> 			
<p>14F-2Z-C3</p> 			

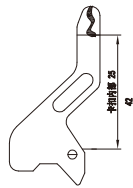
相关配件可选 Related accessories are available

单位: mm

挂钩 Hooking



RYA3-15G



RYA3-25G


连接条 Connection Strips

CE

CCC

RoHS

IEC:61984



特性

Product features

- 多种触点组合:两组常开+两组常闭、三组常开+一组常闭
Multiple contact combinations: two sets of normally open + two groups of normally closed, three groups of normally open + one group of normally closed
- 强制导向的触点结构(符合EN50205标准)
Force-guided contact construction (according to En50205)
- 负载能力强:6A触点切换能力
Strong load capacity: 6A contact switching capability
- 低输入功耗:360mW
Low input power consumption: 360mW

触点参数 Contact Parameters

触点形式 Contact Form	2A2B 3A1B
接触电阻 Contact Resistance	≤100mΩ(1A 6VDCV)
触点材料 Contact material	银合金(Silver alloy)
触点负载(阻性) Contact load (resistive)	6A 220VAC/30VDC
最大切换电压 Maximum Switching Voltage	400VAC/30VDC
最大切换电流 Maximum Switching Current	6A
最大切换功率 Maximum Switching Power	1500VA/180W
机械寿命 Mechanical Life	≥1×10 ⁷
电气寿命 Electrical Life	1x10 ⁵ 次(1NO:6A 250VAC,阻性负载, 室温, 1S通 9S断)

性能参数 Performance Parameters

绝缘电阻 Insulation Resistance	≥1000mΩ(500VDC)	
抗电强度 Electrical Strength	线圈与触点间 Between coil and contact	2500VAC 1Min
	断开的触点间 Between disconnected contacts	1500VAC 1Min
	触点组之间 Between contact groups	4000VAC 1Min
吸合时间 Absorption Time	≤20ms	
释放时间 Release Time	≤20ms	
线圈温升 The Coil Temperature Rises	≤60K	
高低温冲击实验 High And Low Temperature Impact Experiment	-45°C~+85°C, 85%RH. 40min/循环, 50个循环, 接触电阻≤200mΩ, 按压力变化值≤30%, LED正常	
耐震性 Shock Resistance	XYZ三向, 60Hz, 振幅2mm, 10小时(每2小时观察)	
工作环境湿度 Working Environment Humidity	35~85%	
工作环境温度 Operating Ambient Temperature	-40~+70°C, 非真空状态下, 不结冰情况下	
引出端形式 Lead-out Form	印刷板式 Printed plate type	
重量 Weight	约20g	
封装方式 Encapsulation Method	防焊剂型 Flux mask type	

备注: 上数值均为初始值。

Note: The values in the above book are all initial values.

线圈参数 Coil Parameters

额定线圈功率 Rated Coil Power	约360mW
-------------------------	--------

额定电压 Rated Voltage VDC	动作电压 Operating Voltage VDC	释放电压 Release The Voltage VDC	最大电压 Maximum Voltage VDC	线圈电阻 Coil Resistance Ω
6	≤ 4.5	≥ 0.60	7.8	$100 \times (1 \pm 10\%)$
9	≤ 6.8	≥ 0.90	11.7	$225 \times (1 \pm 10\%)$
12	≤ 9.0	≥ 1.2	15.6	$400 \times (1 \pm 10\%)$
18	≤ 13.5	≥ 1.8	23.4	$900 \times (1 \pm 10\%)$
24	≤ 18.0	≥ 2.4	31.2	$1600 \times (1 \pm 10\%)$
36	≤ 27.0	≥ 3.6	46.8	$3600 \times (1 \pm 10\%)$
48	≤ 36.0	≥ 4.8	62.1	$6400 \times (1 \pm 10\%)$

备注: 1、上述值均为初始值

2、最大电压是指继电器线圈在短时间内能够承受的最大电压值

3、对于额定电压 $\geq 48V$ 的产品, 为保护线圈不受操作, 在测试及应用中, 必须有抑制线圈产生过电压的措施(如在线圈并联二极管等)。

Remarks: 1. The above values are initial values

2. The maximum voltage refers to the maximum voltage value that the relay coil can withstand in a short time

3. For products with rated voltage $\geq 48V$, in order to protect the coil from operation, in the test and application, there must be measures to suppress the overvoltage generated by the coil (such as: coil parallel diode, etc.).

订货标记示例 Example Of Order Mark

RY P7SA - 2A2B - D24

企业标识 Enterprise Identity

继电器系列 Relay Series

触点形式 Contact Form 二开二闭 2NO2NC 三开一闭 3NO1NC

线圈电压 Coil Voltage D: 直流DC

备注: 1、客户特殊要求由我司评审后, 按特性号的形式标识。


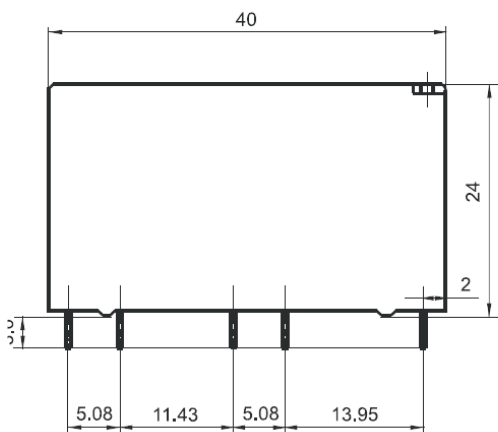
2、对于额定电压 $< 110VDC$ 的产品具备续流二极管型产品。

Remarks: 1. After the customer's special requirements are reviewed by our company, they are identified in the form of a feature number.

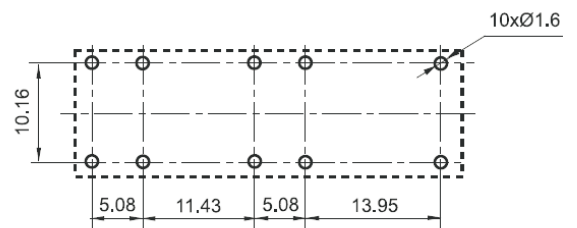
2. For products with rated voltage $< 110VDC$, there are also types with freewheeling diodes.

外形图 Outline Drawing (mm)

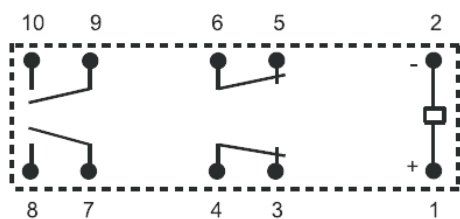
外形图



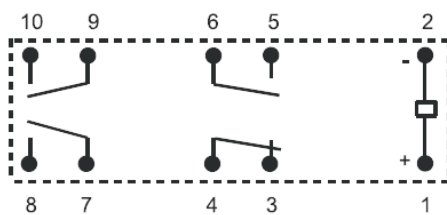
安装孔尺寸
(底视图)




(底视图)



(底视图)



继电器配套底座 Relay Matching Base



IEC:61984



特性

Product features


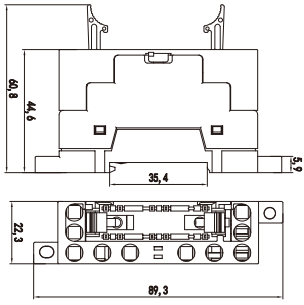
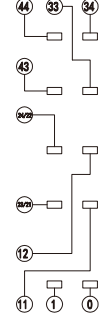

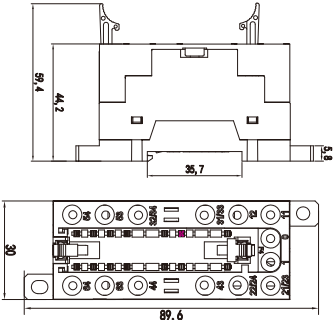
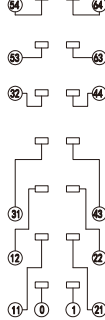
- 线圈与触点间的耐压2500VAC,绝缘电阻1000MΩ
The withstand voltage between the coil and the contact is 2500VAC, and the insulation resistance is 1000MΩ
- 用二极管对线圈进行保护,消除反向电流
The coil is protected with diodes and reverse current is eliminated
- 带有手指保护罩
With Finger protector
- 自带继电器保持及取出器
Comes with relay holding and extractor

性能参数 Performance Parameters

型号 Model	额定电压 Rated Voltage	额定电流 Rated Current	环境温度 Ambient Temperature	介质耐压 Dielectric Strength	插拔寿命 Plug-in life	螺钉扭矩 Screw Torque	外接导线 Size Of Wire	插片材料 Insert material	重量 Weight
P7SA-10F-ND	250VAC	6A	-35°C~70°C	2500VAC	10000	0.8-1.0N.m	7mm	磷铜	约32.98g
P7SA-14F-ND	250VAC	6A	-35°C~70°C	2500VAC	10000	0.8-1.0N.m	7mm	磷铜	约33.89g

外形图、接线图, 安装孔尺寸 Outline drawing, wiring diagram, mounting hole size

单位: mm

底座 Base	外形尺寸 Form Factor	接线图 Wiring Diagram	可选配件 Optional Accessories
PYF08A P7SA-10F-ND 			
P7SA-14F-ND 			

CE

CCC

RoHS

IEC:61984



特性

Product features

- 5A触点切换能力
5A contact switching capability
- 体积小，灵敏度高且功耗小
Small size, high sensitivity and low power consumption
- 可提供满足回流焊使用要求产品
Products that meet the requirements of reflow soldering are available
- 备有插座可供选择
Sockets are available

继电器规格 Relay Specifications

APAN3124

触点形式 Contact Form	1NO
接点负荷 Contact Load	5A 250VAC, 5A 30VDC
最大通电电流 Maximum energized current	5A
最大开闭电压 Maximum opening and closing voltage	250VAC/110VDC
额定电压 Rated voltage	24VDC
动作电压 Operating voltage	16.8VDC
复位电压 Reset voltage	1.2VDC
线圈电阻 Coil resistance	3200Ω
额定消耗电力 Rated power consumption	180mW
干扰电压 Interference voltage	4000V
耐电压 Withstand voltage	4000V
Origin	CHINA

材质 Material

保护外壳 Protective housing	PC+ABS
透明盖 Transparent cover	PC
线路板 Pcb	Ep0xy 1.6t/2oz
外接导线 Outside wires	0.5-1.25cm ²
接线端子 Terminal blocks	管型预绝缘端子 (Tubular type pre-insulated terminals)
卡簧拉力 Circlip pull	100Kgf.cm
温度范围 Temperature range	-35~75°C

订货标记示例 Example Of Order Mark

继电器系列 Relay Series	RY	1H	4	-16	-S
企业标识 Enterprise Identity					
触点形式 Contact Form	一组常开	1NO			
路数 Number of paths	4	8	16	32	
点数 Points	16	32	64	128	
产品形式 Product form	无(NO)	S(升级款 Upgrades)	T(直插式 In-line)		

备注: 1、客户特殊要求由我司评审后, 按特性号的形式标识。

Remarks: 1. After the customer's special requirements are reviewed by our company, they are identified in the form of a feature number.

继电器配套底座 Relay Matching Base



IEC:61984
CE RoHS

特性 Product features


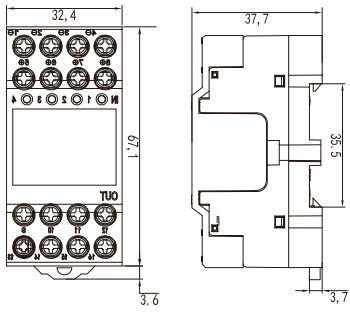
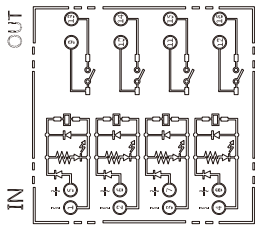

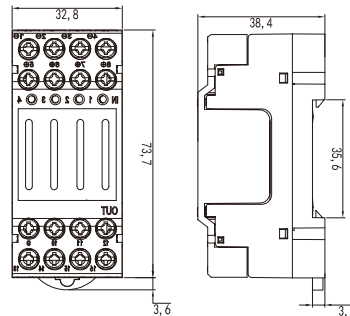
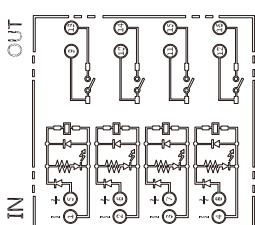

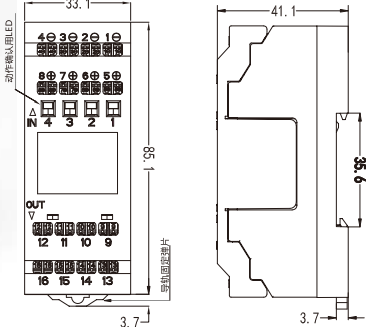
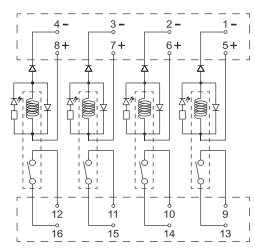
- 线圈与触点间的耐压2500VAC,绝缘电阻1000MΩ
The withstand voltage between the coil and the contact is 2500VAC, and the insulation resistance is 1000MΩ
- 用二极管对线圈进行保护,消除逆向电流
The coil is protected with diodes and reverse current is eliminated
- 外壳密封结构,可防止PCB因外露引起氧化及金属粉尘附着而造成短路
The sealed housing structure prevents short circuits caused by oxidation and metal dust adhesion caused by exposed PCB
- 自带继电器保持及取出器
Comes with relay holding and extractor

性能参数 Performance Parameters

型号 Model	额定电压 Rated Voltage	额定电流 Rated Current	环境温度 Ambient Temperature	介质耐压 Dielectric Strength	插拔寿命 Plug-in life	螺钉扭矩 Screw Torque	外接导线 Size Of Wire	插片材料 Insert material	重量 Weight
RY1H4-16	250VAC	5A	-35°C~70°C	2500VAC	10000	0.8-1.0N.m	7mm	磷铜	约32.98g
RY1H4-16-S	250VAC	5A	-35°C~70°C	2500VAC	10000	0.8-1.0N.m	7mm	磷铜	约33.89g
RY1H4-16-T	250VAC	5A	-35°C~70°C	2500VAC	10000	0.8-1.0N.m	7mm	磷铜	约33.89g
RY1H8-32-T	250VAC	5A	-35°C~70°C	2500VAC	10000	0.8-1.0N.m	7mm	磷铜	约33.89g
RY1H16-64	250VAC	5A	-35°C~70°C	2500VAC	10000	0.8-1.0N.m	7mm	磷铜	约33.89g
RY1H32-128	250VAC	5A	-35°C~70°C	2500VAC	10000	0.8-1.0N.m	7mm	磷铜	约33.89g

外形图、接线图, 安装孔尺寸 Outline drawing, wiring diagram, mounting hole size

单位: mm

底座 Base	外形尺寸 Form Factor	接线图 Wiring Diagram	可选配件 Optional Accessories
<p>RY1H4-16</p> 			<p>连接条 RY1H4-H RY1H4-H1(蓝blue) RY1H4-H1R(红Red) RY1H4-H1B(黑black)</p>
<p>RY1H4-16-S</p> 			<p>连接条 RY1H4-H RY1H4-H1(蓝blue) RY1H4-H1R(红Red) RY1H4-H1B(黑black)</p>
<p>RY1H4-16-T</p> 			<p>连接条 RY1H4-HT(蓝blue) RY1H4-HTR(红Red) RY1H4-HTB(黑black)</p>

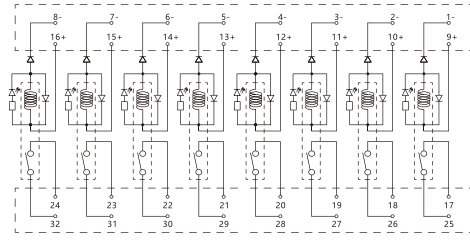
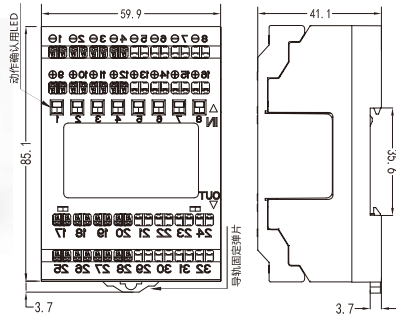
底座
Base

外形尺寸
Form Factor

接线图
Wiring Diagram

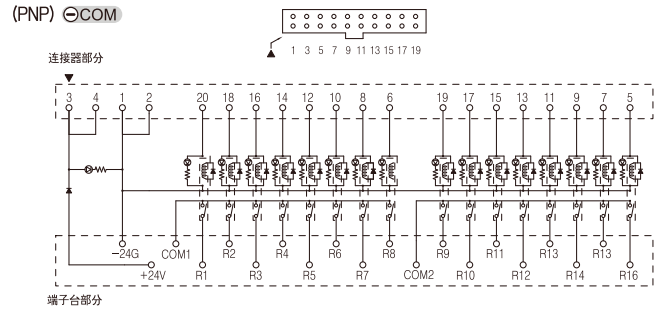
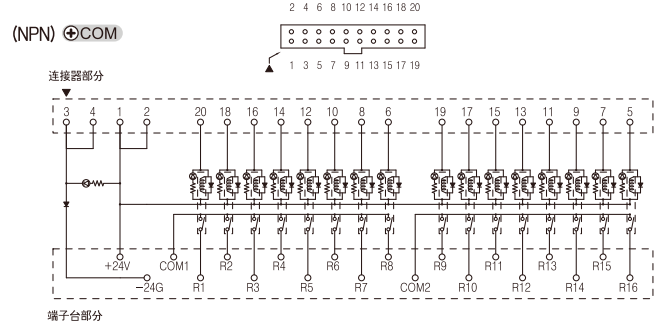
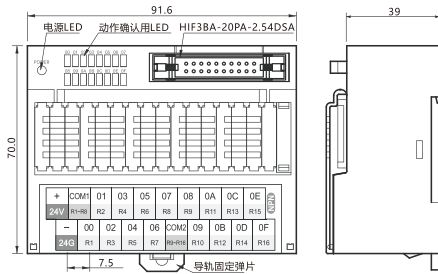
可选配件
Optional Accessories

RY1H8-32-T

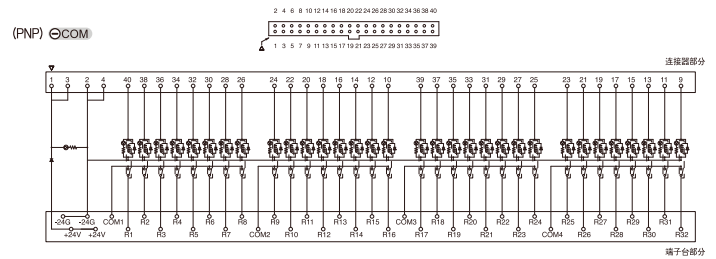
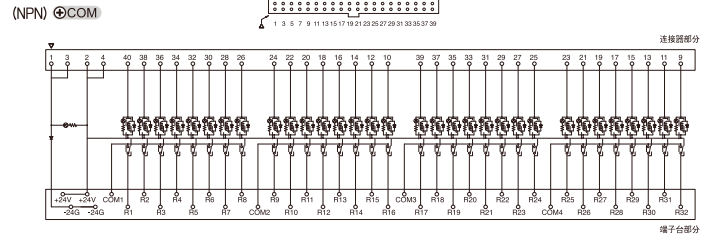
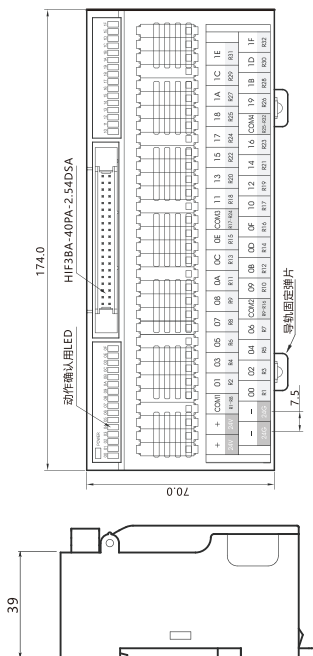


连接条
RY1H8-HT(蓝blue)
RY1H8-HTR(红Red)
RY1H8-HTB(黑black)

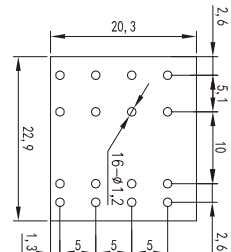
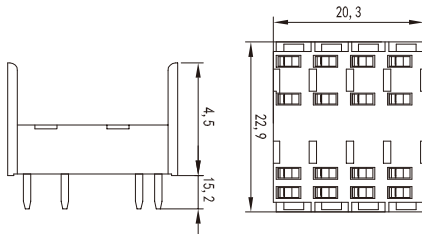
RY1H16-64


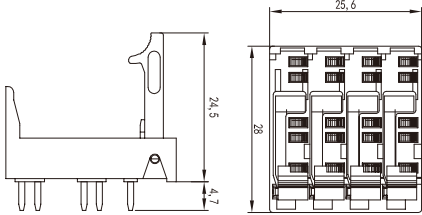
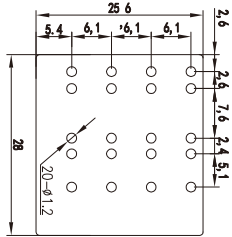


RY1H32-128



RY1H4-A1



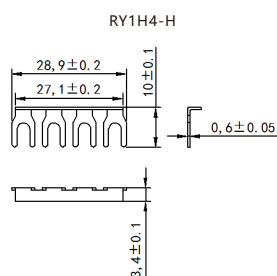
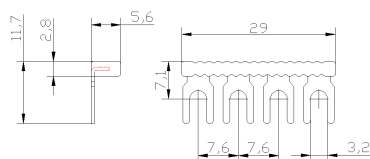
底座 Base	外形尺寸 Form Factor	接线图 Wiring Diagram	可选配件 Optional Accessories
RY1H4-A2 			

相关配件可选 Related accessories are available

单位: mm

连接条 Connection Strips

RY1H4-H1(蓝blue) RY1H4-H1R(红Red) RY1H4-H1B(黑black)



PLC输出线缆选型 PLC output cable selection

RY1H16-64

	PLC输出模块 PLC output module	模块型号 Module model	线缆型号 Cable model
三菱 Mitsubishi	FX2NC-32MT FX2NC-64MT FX2NC-96MT	RY1H16-64	RY1H16-()m
	FX2NC-16EYT FX2NC-32EYT		
欧姆龙 Omron	CS1W-MD232	RY1H16-64	RY1H16-()m
施耐德 Schneider	TWD-DDO-16UK	RY1H16-64	RY1H16-()m
西门子 Siemens	16点输出	RY1H16-64	RY1H16-()m

PLC输出线缆选型 PLC output cable selection

RY1H32-128

	PLC输出模块 PLC output module	模块型号 Module model	线缆型号 Cable model
三菱 Mitsubishi	LY41NT1P LY42NT1P A1SY41 A1SY42 A1SY71 AY42	RY1H32-128	RY1H32-()m
	LY41PT1P LY42PT1P A1SY82 A1SY81EP QY81P		
欧姆龙 Omron	C200H-OD218 C200H-OD219 C500-OD213 CQM1-OD213	RY1H32-128	RY1H32-()m
	CJ1W-OD231 CJ1W-OD261 CS1W-OD261 CS1W-MD261		
	CS1W-OD231 CS1W-OD262 CS1W-MD262 CJ1W-OD232		
基恩士 Keyence	KV-C32T KV-32TD KV-C64TC KV-C64TD KV-X32TD	RY1H32-128	RY1H32-()m
	KV-C32TCP KV-C64TCP		
LS产电 LS	XGQ-TR4A XGQ-TR8A XGQ-TR4B XGQ-TR8B G3Q-TR8A	RY1H32-128	RY1H32-()m
	G4Q-TR8A XBE-TN32A XBE-TN64A G4I-TR4A		
	G6I-TR4A G4I-TR4B G6I-TR4B		
台达 Delta	AH32AN02T-5C AH32AN02P-5C	RY1H32-128	RY1H32-()m
松下 Panasonic	FR2-Y32T FR2-Y64P FP2-XY64D2T FP2-XY64D7P	RY1H32-128	RY1H32-()m
	PR2-Y32P FP2-Y64P FP2-XY64D2P FP2-XY64D7		
ABB	1176-0V32 1146-0B32	RY1H32-128	RY1H32-()m
施耐德 Schneider	TWD-DDO-16UK BMX-DDO-3202K	RY1H32-128	RY1H32-()m
富士 Fuji	F70NC1Y32TO5P1 F70-FTU227C F70-NC-1Y6405P1	RY1H32-128	RY1H32-()m
	F13-TFU222A F13-TFU612A		
西门子 Siemens	32输出	RY1H32-128	RY1H32-()m