


CE

CCC

RoHS

IEC:61984



特性

Product features

- 超薄继电器, 8A触点切换能力
Ultra-thin relay, 8A contact switching capability
- 一组转换触点形式
A set of conversion contact forms
- 防尘罩型封装形式
Dust cover type package
- 线圈触点间耐压2000VAC
The withstand voltage between the coil contacts is 2000VAC
- 可搭配底座使用
Can be used with a base

触点参数 Contact Parameters

触点形式 Contact Form	1NO1NC
接触电阻 Contact Resistance	≤50mΩ
触点材料 Contact material	详见订货标记 See Order Mark For Details
触点负载(阻性) Contact load (resistive)	8A 250VAC/24VDC
最大切换电压 Maximum Switching Voltage	400VAC/125VDC
最大切换电流 Maximum Switching Current	8A
最大切换功率 Maximum Switching Power	1500VA/180W
机械寿命 Mechanical Life	≥2×10 ⁷
电气寿命 Electrical Life	(1s通9s断): NO:60000次(1800 0ps/h)(参考GB/T14048.5) NC:30000次(1800 0ps/h)(参考GB/T14048.5)

性能参数 Performance Parameters

绝缘电阻 Insulation Resistance	≥500mΩ	
抗电强度 Electrical Strength	线圈与触点间 Between coil and contact	2000VAC 50Hz 1Min
	断开的触点间 Between disconnected contacts	/
	触点组之间 Between contact groups	2000VAC 50Hz 1Min
吸合时间 Absorption Time	≤8ms	
释放时间 Release Time	≤4ms	
线圈温升 The Coil Temperature Rises	≤85K	
高低温冲击实验 High And Low Temperature Impact Experiment	-40℃~+85℃, 85%RH. 40min/循环, 50个循环, 接触电阻≤200mΩ, 按压力变化值≤30%, LED正常	
耐震性 Shock Resistance	XYZ三向, 60Hz, 振幅2mm, 10小时(每2小时观察)	
工作环境湿度 Working Environment Humidity	35~85%	
工作环境温度 Operating Ambient Temperature	-40~+70℃, 非真空状态下, 不结冰情况下	
引出端形式 Lead-out Form	插入式 Plug-in	
重量 Weight	约7.4g	
封装方式 Encapsulation Method	防尘罩型 Dust Cover Type	

备注: 上数值均为初始值。
Note: The values in the above book are all initial values.

线圈参数 Coil Parameters

额定线圈功率 Rated Coil Power	5VDC~24VDC: 约170mW 48VDC、60VDC: 约210mW
-------------------------	---

额定电压 Rated Voltage VDC	动作电压 Operating Voltage VDC	释放电压 Release The Voltage VDC	最大电压 Maximum Voltage VDC	线圈电阻 Coil Resistance Ω
5	≤3.75	≥0.25	7.5	147×(1±10%)
6	≤4.50	≥0.30	9.0	212×(1±10%)
12	≤9.0	≥0.60	18	848×(1±10%)
24	≤18.0	≥1.20	36	3390×(1±10%)
48	≤36.0	≥2.40	72	10600×(1±10%)
60	≤45.0	≥3.0	90	16600×(1±10%)

备注: 1、常温下, 让计继电器正常动作时, 需要在继电器的线圈脚施加电压的最小值不得低于额定电压值得80%, 但为了达到规定的产品性能, 使用时请对线圈施加额定电压。
2、最大电压是指继电器线圈在短时间内能承受的最大电压值

Remarks: 1. At room temperature, when the meter relay is in normal operation, the minimum value of the voltage that needs to be applied to the coil foot of the relay shall not be lower than 80% of the rated voltage, but in order to achieve the specified product performance, please apply the rated voltage to the coil when using.
2. The maximum voltage refers to the maximum voltage value that the relay coil can withstand in a short period of time

订货标记示例 Example Of Order Mark

RS -1C - D24 L T

继电器系列 Relay Series

触点形式 Contact Form 一组转换 1NO1NC

线圈电压Coil Voltage D: 直流DC

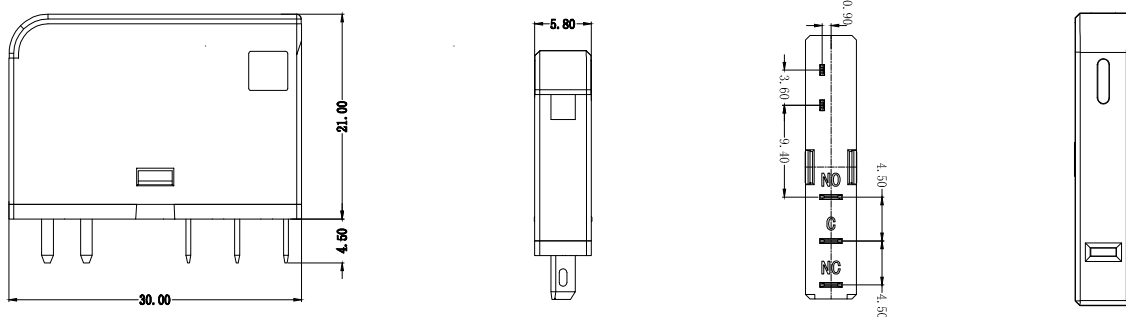
L: LED灯 LED lights 无: 不带LED灯 Without LED light

T: 测试按钮 Test button 无: 不带测试按钮 Without a test button

备注: 1、客户特殊要求由我司评审后, 按特性号的形式标识。

Remarks: 1. After the customer's special requirements are reviewed by our company, they are identified in the form of a feature number.

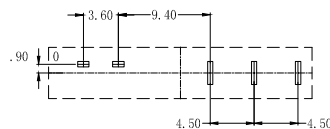
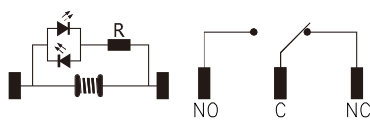
外形图Outline Drawing(mm)



备注: 产品部分外形尺寸未注尺寸公差, 当外形尺寸≤1mm, 公差为±0.2mm; 当外形尺寸在(1~5)mm之间, 公差为±0.3mm; 当外形尺寸 > 5mm, 公差为±0.4mm。

Remarks: Note: The external dimension of the product part is not marked with the dimensional tolerance, when the external dimension is ≤1mm, the tolerance is ±0.2mm; When the overall dimension is between (1~5)mm, the tolerance is ±0.3mm; When the overall dimension > 5mm, the tolerance is ±0.4mm.

接线图Wiring Diagram



PCB印刷版式(安装孔位)
Top View

继电器配套底座 Relay matching base



CE RoHS
IEC:61984

特性 Product features

- 介质耐压可达4000VAC,绝缘电阻1000MΩ
The dielectric withstand voltage can reach 4000VAC, and the insulation resistance is 1000MΩ
- 带手指保护功能
With Pinger protection
- 带继电器起拔钳, 锁死防脱落, 方便更换
With relay pulling pliers, lock to prevent falling off, easy to replace
- 内置保护电路, 实现通电指示、线路保护、扩展继电器输入电压范围等功能
Built-in protection circuit to realize power indication, line protection, extended relay input voltage range and other functions
- 功耗小、方便使用
Low power consumption and convenient using
- 外壳采用PA6+G30F环保阻燃尼龙
The shell adopts PA6+G30F environmentally friendly flame retardant nylon

性能参数 Performance Parameters

型号 Model	额定电压 Rated Voltage	额定电流 Rated Current	环境温度 Ambient Temperature	输入电压 Input Voltage	线圈电压 Coil Voltage	螺钉扭矩 Screw Torque	外接导线 Size Of Wire	插片材料 Insert material	重量 Weight
RS1C-D6/24T	250VAC	8A	-35°C~70°C	(6-24)V AC/DC	(6-24)VDC	-	7mm	磷铜	约18.5g
	250VAC	8A	-35°C~70°C	(48-60)V AC/DC	(48-60)VDC	-	7mm	磷铜	约18.5g
	250VAC	8A	-35°C~70°C	(110-240)V AC/DC	60VDC	-	7mm	磷铜	约18.5g

外形图、接线图, 安装孔尺寸 Outline drawing, wiring diagram, mounting hole size

单位: mm

底座 Base	外形尺寸 Form Factor	接线图 Wiring Diagram	可选配件 Optional Accessories
RS-1C-D6/24T			连接条 41F-H(蓝blue) 41F-HR(红Red) 41F-HB(黑black)

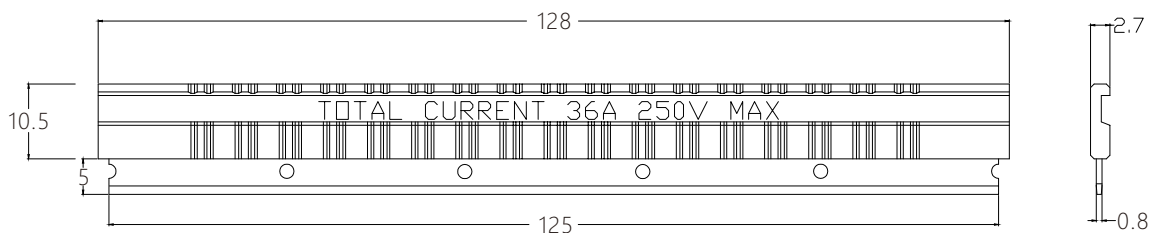
相关配件可选 Related accessories are available

单位: mm

连接条 Connection Strips



41F-H1(蓝blue) 41F-H1R(红Red) 41F-H1B(黑black)



CE US

认证号: E133481



认证号: 40020043



认证号: CQC17002175724



特性

- 超薄型(宽仅5mm)
- 6A触点切换能力
- 线圈与触点间介质电压4kV
- 线圈与触点间抗浪涌电压6kV
- 满足VDE0700/0631加强绝缘要求
- 高灵敏度, 功耗约为0.17W
- 配有插座可供选择

触点参数

触点形式	1H, 1Z
接触电阻 ⁽¹⁾	镀金触点: ≤30mΩ (1A 6VDC) 非镀金触点: ≤100mΩ (1A 6VDC)
触点材料	AgSnO ₂ , AgNi
触点负载(阻性)	6A 250VAC / 30VDC
最大切换电压	400VAC / 125VDC
最大切换电流	6A
最大切换功率	1500VA / 180W
机械耐久性	1 × 10 ⁷ 次
电耐久性	H型: 6 × 10 ⁴ 次(AgNi, 6A 250VAC/30VDC, 阻性负载, 85°C, 1s通 9s断) Z型: 3 × 10 ⁴ 次(NO, AgNi, 6A 250VAC/30VDC, 阻性负载, 85°C, 1s通 9s断) 1 × 10 ⁴ 次(NC, AgNi, 6A 250VAC/30VDC, 阻性负载, 85°C, 1s通 9s断)

备注: (1) 上述值为初始值。

性能参数

绝缘电阻	1000MΩ (500VDC)	
介质耐压	线圈与触点间	4000VAC 1min
	断开触点间	1000VAC 1min
动作时间(额定电压下)	≤8ms	
释放时间(额定电压下)	≤4ms	
冲击 ⁽¹⁾	稳定性	49m/s ²
	强度	980m/s ²
振动 ⁽¹⁾	10Hz ~55Hz 1mm 双振幅	
湿度	5% ~85% RH	
温度范围	-40°C ~85°C	
引出端形式	印制板式	
重量	约5g	
封装方式	塑封型、防焊剂型	

备注: (1) *指不带插座且非长度方向的性能指标;

(2) 上述值均为初始值;

(3) 线圈温升详见性能曲线图;

(4) 对于转换型产品, 安装时请避免使用最小面或面向下;

(5) UL绝缘等级: A级。

线圈参数

额定线圈功率	5VDC ~24VDC: 约170mW 48VDC、60VDC: 约210mW
--------	--

线圈规格表

23°C

额定电压 VDC	动作电压 ⁽¹⁾ VDC	释放电压 ⁽¹⁾ VDC	最大电压 ⁽²⁾ VDC	线圈电阻 Ω
5	≤3.75	≥0.25	7.5	147 x (1±10%)
6	≤4.50	≥0.30	9.0	212 x (1±10%)
9	≤6.75	≥0.45	13.5	476 x (1±10%)
12	≤9.00	≥0.60	18	848 x (1±10%)
18	≤13.5	≥0.90	27	1906 x (1±15%)
24	≤18.0	≥1.20	36	3390 x (1±15%)
48 ⁽³⁾	≤36.0	≥2.40	72	10600 x (1±15%)
60 ⁽³⁾	≤45.0	≥3.00	90	16600 x (1±15%)

备注: (1) 上述值为初始值;

(2) 最大电压是指继电器线圈在短时间内能够承受的最大电压值;

(3) 对于额定电压≥48V的产品, 为保护线圈不受损伤, 在测试及应用中, 必须有抑制线圈产生过电压的措施(如: 在线圈并联二极管等);

(4) 如需动作电压≤70%额定电压, 可特殊订货。

安全认证

UL/CUL	6A 30VDC 85°C
	6A 277VAC 85°C
	R300 B300
VDE	6A 30VDC 85°C 6A 250VAC 85°C

备注: (1) 表中未注明温度的负载, 均指环境温度为室温;

(2) 以上仅列出了该产品认证的部分典型负载, 每个负载的详细测试条件不同, 因此电耐久性次数不一样, 如需了解详细情况, 请与我司联系。

订货标记示例

HF41F / 12 -H 8 S T G (XXX)

继电器型号

线圈电压 5, 6, 9, 12, 18, 24, 48, 60VDC

触点形式 **H**: 一组常开 **Z**: 一组转换

安装方式⁽¹⁾ **8**: 水平安装 无: 垂直安装

封装方式⁽²⁾ **S**: 塑封型 无: 防焊剂型

触点材料 **T**: AgSnO₂ 无: AgNi

触点镀层 **G**: 镀金 无: 不镀金

特性号⁽⁵⁾ **XXX**: 客户特殊要求 无: 标准型

备注: (1) 当使用水平安装产品时, 推荐采用防焊剂型规格;

(2) 在洁净环境 (不含H₂S、SO₂、NO₂、粉尘等污染物) 下使用时, 推荐使用防焊剂型产品;

在污染环境 (含一定量的H₂S、SO₂、NO₂、粉尘等污染物) 下使用时, 建议选用塑封型产品, 并在实际使用中确认;

(3) 当继电器装入PCB板焊接后, 如需进行整体清洗或表面处理, 请与我司联系, 以便商定合适的焊接条件、合适的产品规格;

(4) 对于镀金触点而言, 最小负载为10mA 5VDC;

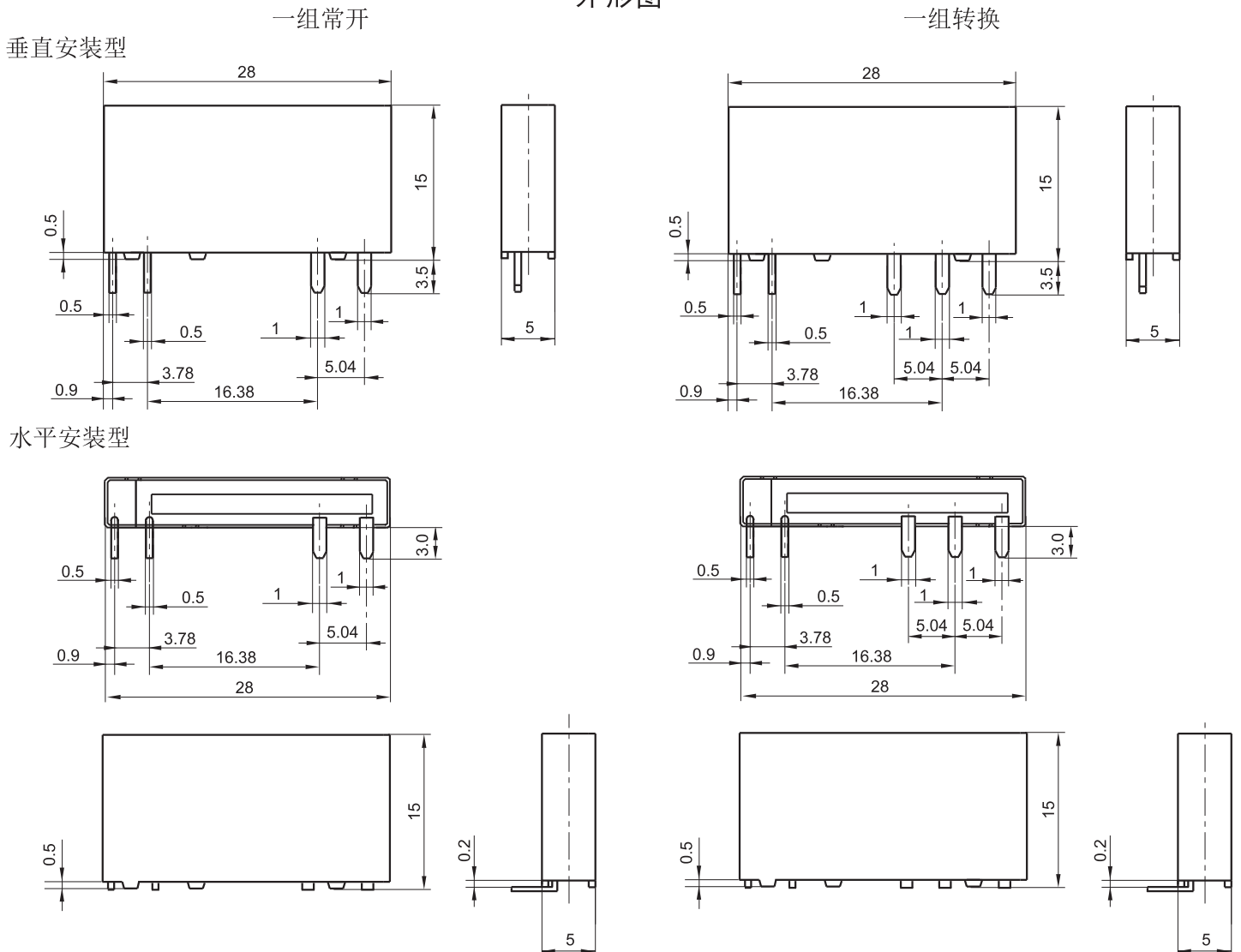
(5) 客户特殊要求由我司评审后, 按特性号的形式标识。例如: (210)表示动作电压≤70%额定电压的产品; (414)表示线圈引出脚为宽脚型号;

(6) 该产品型管包装的标准尺寸为550mm, 如需特殊定制, 请与我司联系。

外形图、接线图、安装孔尺寸

单位: mm

外形图

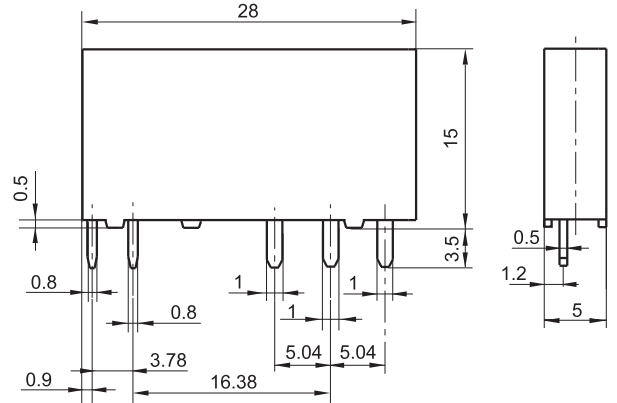
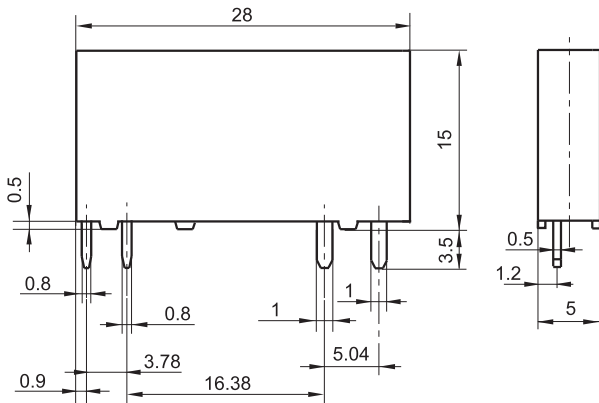


外形图

一组常开

一组转换

(414)特性号

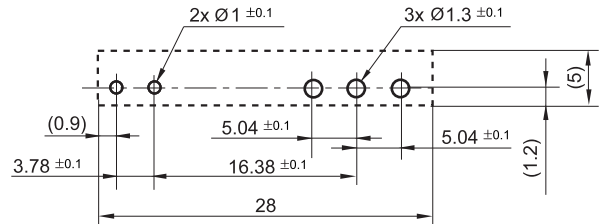
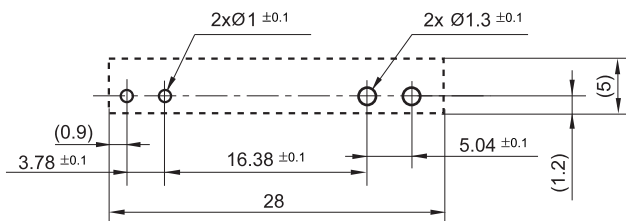


安装孔尺寸 (底视图)

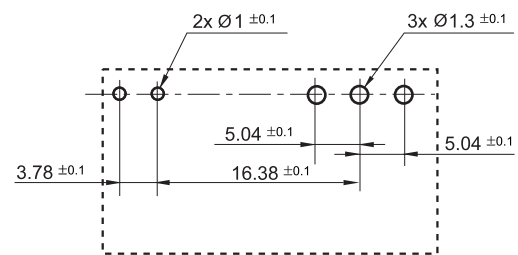
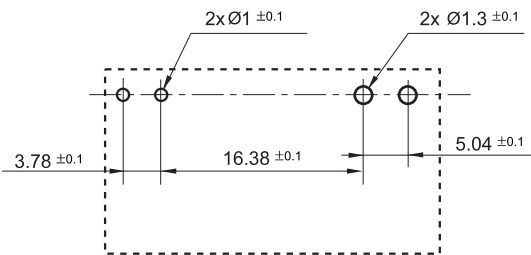
一组常开

一组转换

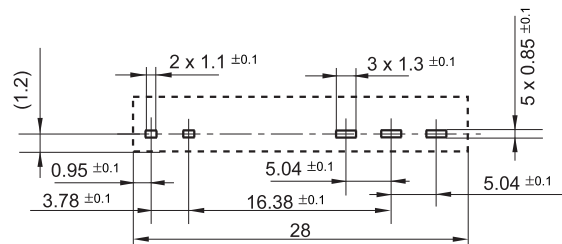
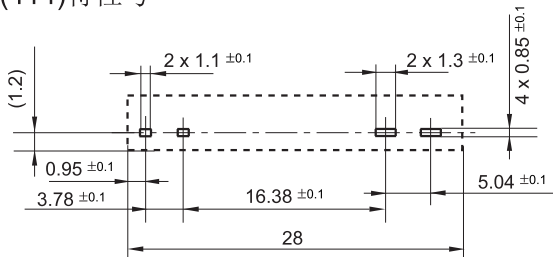
垂直安装型



水平安装型




(414)特性号



接线图 (底视图)

一组常开

一组转换

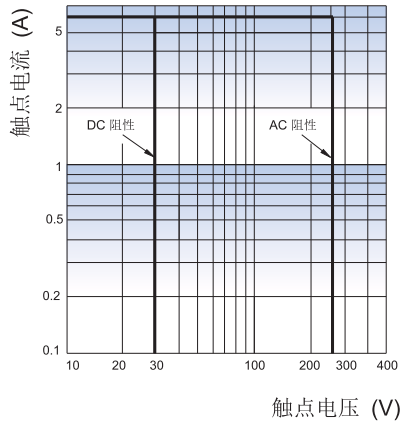


备注: (1) 产品部分外形尺寸未注尺寸公差, 当外形尺寸 $\leq 1\text{mm}$, 公差为 $\pm 0.2\text{mm}$; 当外形尺寸在 $(1 \sim 5)\text{mm}$ 之间时, 公差为 $\pm 0.3\text{mm}$; 当外形尺寸 $> 5\text{mm}$, 公差为 $\pm 0.4\text{mm}$;

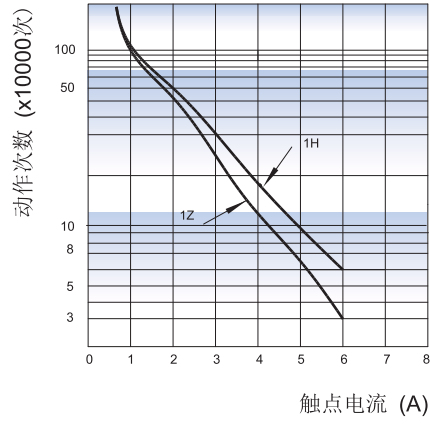
(2) 安装孔尺寸中未注尺寸公差为 $\pm 0.1\text{mm}$ 。

性能曲线图

最大切换功率



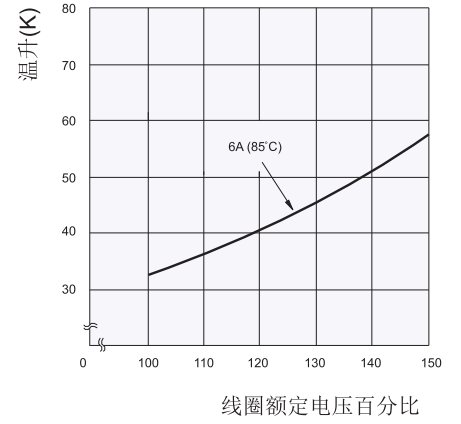
电耐久性曲线



测试条件:

NO, AgNi, 阻性负载, 250VAC,
防焊剂型, 室温, 1s通9s断。

线圈温升



测试条件:

6A 85°C(24VDC规格产品典型值)



IEC:61984



特性 Product features

- 结构紧凑、体积小
Small compact structure
- 用于印刷电路板安装
Used for PCB installation
- 机械寿命半永久性
Mechanical life semi permanent
- 耐腐蚀、耐震、防爆
Corrosion resistance, shock resistance and explosion-proof
- 功耗小、方便使用
Low power consumption and convenient using

技术参数 Technical Parameter

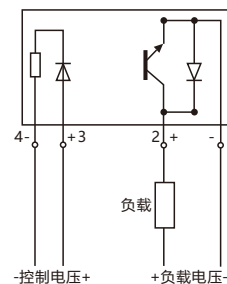
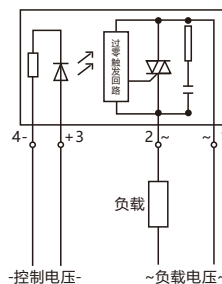
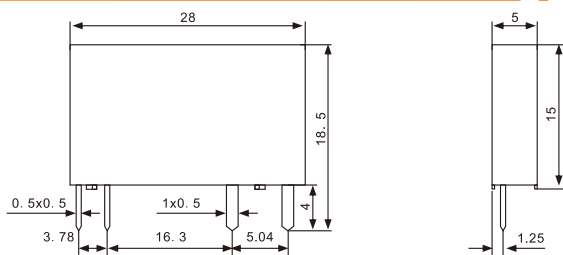
控制电压Contrlling Voltage	3V-28VDC	15V-32VDC
控制电流Contrlling Current	6-15mA	
接通电压Make-on Voltage	1.5DC	
关掉电压Break-off Voltage	1VDC	
反向电压Reverrse Voltage	32VDC	
负载电压Load Voltage	5V-60VDC	24V-280VAC
负载电流Load Current	2A	6A
瞬间电压Instant Voltage	220VDC	900VAC
通态降压Voltage Dropin On	< 1.2VDC	< 1.6VAC
通断时间On-off Time	≤1mS	≤1mS
断态漏电流Leakage Current in off	≤3mA	≤1mA
介质耐压Dielectric Strength	≥1500VAC	
绝缘电阻Insulation Resistance	100MΩ、500VDC测试	
环境温度Ambient Temp	-30℃~+80℃	
外形尺寸Outline Size	28*5*15mm	
安装方式Installation	PCB印刷板焊接式	

订货标记示例 Example Of Order Mark

企业标识 Enterprise Identity	RY	SSR	1H	-	3	02	<input type="checkbox"/>	<input type="checkbox"/>
线路板固态继电器 Circuit Board Type Solid State Relay								
触点形式 Contact Form	一组常开1CO							
输出电压 Output Voltage	3=24V-280VAC		6=5V-60VDC					
输出电流 Output Current	02:2A		06:6A					
DA:直流控制交流DC Control AC	DD:直流控制直流DC Control DC							

外形安装及尺寸Outline Installation and Dimensions(mm)

接线图Wiring Diagram



使用注意:

Notes on use:

安装使用前, 请仔细核对固态继电器的型号规格是否与实际使用条件相匹配。

Before installation and use, please carefully check whether the model specifications of the solid state relay match the actual use conditions.

注意正确接线:

Pay attention to the correct wiring:

①负载端与控制端不能接反 ②控制端电源“+”、“-”极性不能接反。

①The load end and the control end cannot be reversed ②The polarity of the power supply “+” and “-” of the control end cannot be reversed.

继电器配套底座 Relay matching base



特性 Product features

- 介质耐压可达4000VAC,绝缘电阻1000MΩ
The dielectric withstand voltage can reach 4000VAC, and the insulation resistance is 1000MΩ
- 带手指保护功能
With Finger protection
- 带继电器起拔钳, 锁死防脱落, 方便更换
With relay pulling pliers, lock to prevent falling off, easy to replace
- 内置保护电路, 实现通电指示、线路保护、扩展继电器输入电压范围等功能
Built-in protection circuit to realize power indication, line protection, extended relay input voltage range and other functions
- 功耗小、方便使用
Low power consumption and convenient using
- 外壳采用PA6+G30F环保阻燃尼龙
The shell adopts PA6+G30F environmentally friendly flame retardant nylon

性能参数 Performance Parameters

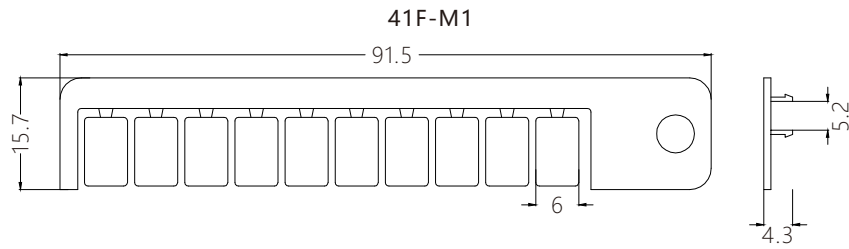
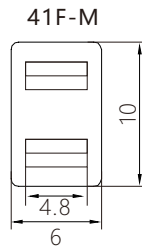
型号 Model	额定电压 Rated Voltage	额定电流 Rated Current	环境温度 Ambient Temperature	输入电压 Input Voltage	线圈电压 Coil Voltage	螺钉扭矩 Screw Torque	外接导线 Size Of Wire	插片材料 Insert material	重量 Weight
41F-1Z-C2	250VAC	6A	-35°C~70°C	(6-24)V AC/DC	(6-24)VDC	0.8-1.0N.m	7mm	磷铜	约29g
	250VAC	6A	-35°C~70°C	(48-60)V AC/DC	(48-60)VDC	0.8-1.0N.m	7mm	磷铜	约29g
41F-1Z-C4	250VAC	6A	-35°C~70°C	(110-240)V AC/DC	60VDC	0.8-1.0N.m	7mm	磷铜	约29g
	250VAC	6A	-35°C~70°C	(6-24)V AC/DC	60VDC	-	7mm	磷铜	约27g
	250VAC	6A	-35°C~70°C	(48-60)V AC/DC	60VDC	-	7mm	磷铜	约27g
41F-1Z-A1	250VAC	6A	-35°C~70°C	(110-240)V AC/DC	60VDC	-	7mm	磷铜	约27g
41F-1Z-A1	250VAC	6A	-35°C~70°C	-	-	-	-	磷铜	约4g

外形图、接线图, 安装孔尺寸 Outline drawing, wiring diagram, mounting hole size

单位: mm

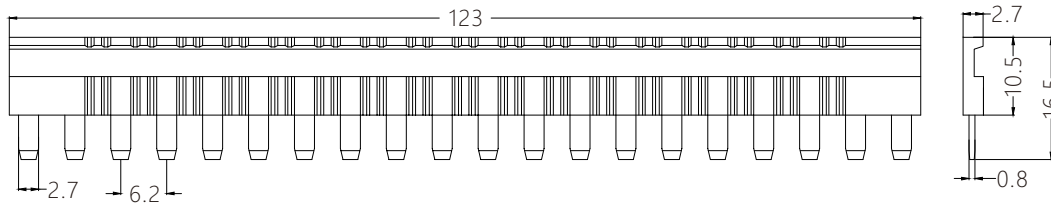

底座 Base	外形尺寸 Form Factor	接线图 Wiring Diagram	可选配件 Optional Accessories
<p>41F-1Z-C2</p>			<p>标识板 41F-M 41F-M1</p> <p>连接条 41F-H(蓝blue) 41F-HR(红Red) 41F-HB(黑black)</p>
<p>41F-1Z-C4</p>			<p>标识板 41F-M 41F-M1</p> <p>连接条 41F-H1(蓝blue) 41F-H1R(红Red) 41F-H1B(黑black)</p>
<p>41F-1Z-A1</p>			<p>标识板 41F-M 41F-M1</p>

标识板 Logo Board



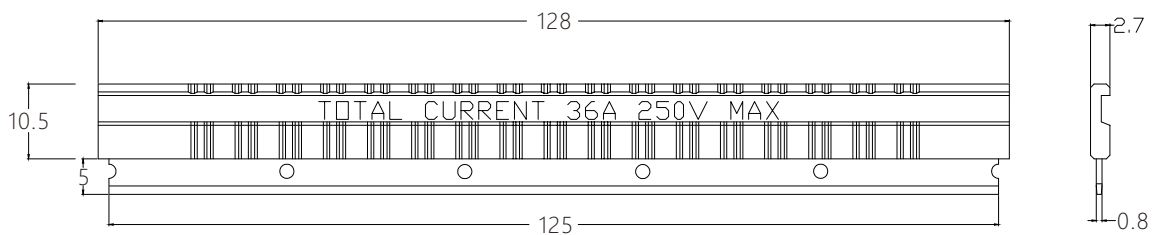
连接条 Connection Strips

41F-1Z-C2(宏发老款选用)
41F-H(蓝blue) 41F-HR(红Red) 41F-HB(黑black)



连接条 Connection Strips

41F-1Z-C4(卡簧式)
41F-H1(蓝blue) 41F-H1R(红Red) 41F-H1B(黑black)



CE

CCC

RoHS

IEC:61984



特性

Product features

- 多种规格, 包括内置发光二极管
Multiple sizes, including built-in light-emitting diodes
- 二组转换触点形式
Two sets of conversion contact forms
- 防尘罩型封装形式
Dust cover type package
- 线圈触点间耐压2000V
The withstand voltage between the coil contacts is 2000V
- 带测试按钮规格
With test button specifications

触点参数 Contact Parameters

触点形式 Contact Form	2NO2NC
接触电阻 Contact Resistance	≤50mΩ
触点材料 Contact material	详见订货标记 See Order Mark For Details
触点负载(阻性) Contact load (resistive)	10A 220VAC/24VDC
最大切换电压 Maximum Switching Voltage	250VAC/30VDC
最大切换电流 Maximum Switching Current	10A
最大切换功率 Maximum Switching Power	1750VA/210W
机械寿命 Mechanical Life	≥2×10 ⁷
电气寿命 Electrical Life	室温下, 5A 250VAC/30VDC (1s通9s断): ≥40×10 ⁴
	70°C时, 5A 250VAC/30VDC (1s通9s断): ≥20×10 ⁴
	室温下, 7A 250VAC/30VDC (1s通9s断): ≥10×10 ⁴
	70°C时, 7A 250VAC/30VDC (1s通9s断): ≥5×10 ⁴
	室温下, 12A 250VAC/30VDC (1s通9s断): ≥5×10 ⁴
70°C时, 12A 250VAC/30VDC (1s通9s断): ≥3×10 ⁴	

性能参数 Performance Parameters

绝缘电阻 Insulation Resistance	≥500mΩ	
抗电强度 Electrical Strength	线圈与触点间 Between coil and contact	2000VAC 50Hz 1Min
	断开的触点间 Between disconnected contacts	1000VAC 50Hz 1Min
	触点组之间 Between contact groups	2000VAC 50Hz 1Min
吸合时间 Absorption Time	≤25ms	
释放时间 Release Time	≤25ms	
线圈温升 The Coil Temperature Rises	≤85K	
高低温冲击实验 High And Low Temperature Impact Experiment	-45°C~+85°C, 85%RH。40min/循环, 50个循环, 接触电阻≤200mΩ, 按压力变化值≤30%, LED正常	
耐震性 Shock Resistance	XYZ三向, 60Hz, 振幅2mm, 10小时(每2小时观察)	
工作环境湿度 Working Environment Humidity	35~85%	
工作环境温度 Operating Ambient Temperature	-40~+70°C, 非真空状态下, 不结冰情况下	
引出端形式 Lead-out Form	插入式 Plug-in	
重量 Weight	DC24V: 32.9g; AC220V: 30.9g	
封装方式 Encapsulation Method	防尘罩型 Dust Cover Type	

备注: 上数值均为初始值。
Note: The values in the above book are all initial values.

线圈参数 Coil Parameters

额定线圈功率 Rated Coil Power	DC: 约0.9W AC: 约1.2VA
-------------------------	-------------------------

额定电压 Rated Voltage VDC	动作电压 Operating Voltage VDC	释放电压 Release The Voltage VDC	最大电压 Maximum Voltage VDC	线圈电阻 Coil Resistance Ω
6	≤4.5	≥0.60	6.6	40
12	≤9.0	≥1.20	13.2	160
24	≤18	≥2.40	26.4	640
48	≤36	≥4.80	52.8	2600
110	≤82.5	≥11.0	121	13450
220	≤165	≥22.0	242	42000

额定电压 Rated Voltage VAC	动作电压 Operating Voltage VAC	释放电压 Release The Voltage VAC	最大电压 Maximum Voltage VAC	线圈电阻 Coil Resistance Ω
6	≤4.8	≥1.80	6.6	12
12	≤9.6	≥3.60	13.2	45
24	≤19.2	≥7.20	26.4	180
48	≤38.4	≥14.4	52.8	700
110	≤80	≥33.0	121	3750
220	≤176	≥66.0	242	14500
380	≤304	≥114	418	42000

备注: 1、常温下, 让继电器正常动作时, 需要在继电器的线圈脚施加电压的最小值不得低于额定电压值得80%, 但为了达到规定的产品性能, 使用时请对线圈施加额定电压。
2、最大电压是指继电器线圈在短时间内能承受的最大电压值

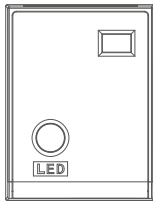
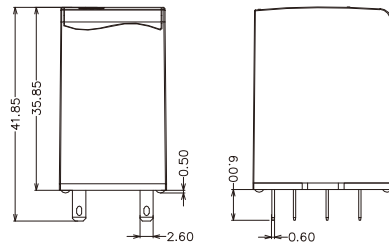
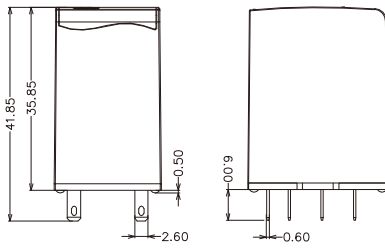
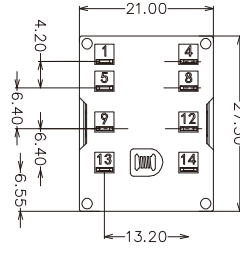
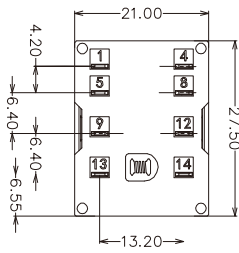
Remarks: 1. At room temperature, when the meter relay is in normal operation, the minimum value of the voltage that needs to be applied to the coil foot of the relay shall not be lower than 80% of the rated voltage, but in order to achieve the specified product performance, please apply the rated voltage to the coil when using.
2. The maximum voltage refers to the maximum voltage value that the relay coil can withstand in a short period of time

订货标记示例 Example Of Order Mark

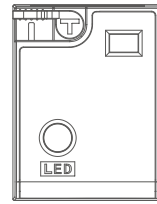
企业标识 Enterprise Identity	RY	ER	2N	-	D24	L	T	J	G
继电器系列 Relay Series									
触点形式 Contact Form	两组转换 2NO2NC								
线圈电压 Coil Voltage	D: 直流DC A: 交流AC								
L: LED灯 LED lights	无: 不带LED灯 Without LED light								
T: 测试按钮 Test button	无: 不带测试按钮 Without a test button								
J: 续流二极管 Freewheeling diodes	无: 不带续流二极管 Without freewheeling diode								
G: 镀金触点 Gold-plated contacts	无: 默认银氧化锡 Default silver tin oxide								

备注: 1、客户特殊要求由我司评审后, 按特性号的形式标识。
2、对于额定电压 < 110VDC 的产品具备带续流二极管型产品。

Remarks: 1. After the customer's special requirements are reviewed by our company, they are identified in the form of a feature number.
2. For products with rated voltage < 110VDC, there are also types with freewheeling diodes.



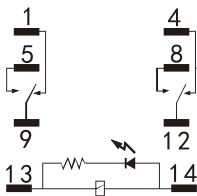
RYER2N系列



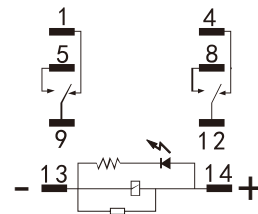
备注：产品部分外形尺寸未注尺寸公差，当外形尺寸 $\leq 1\text{mm}$ ，公差为 $\pm 0.2\text{mm}$ ；当外形尺寸在 $(1\sim 5)\text{mm}$ 之间，公差为 $\pm 0.3\text{mm}$ ；当外形尺寸 $> 5\text{mm}$ ，公差为 $\pm 0.4\text{mm}$ 。

Remarks: Note: The external dimension of the product part is not marked with the dimensional tolerance, when the external dimension is $\leq 1\text{mm}$, the tolerance is $\pm 0.2\text{mm}$; When the overall dimension is between $(1\sim 5)\text{mm}$, the tolerance is $\pm 0.3\text{mm}$; When the overall dimension $> 5\text{mm}$, the tolerance is $\pm 0.4\text{mm}$.

接线图Wiring Diagram



发光二极管
Light-emitting diodes
AC、DC



带续流二极管($< 110\text{VDC}$)
With freewheeling diode

继电器配套底座 Relay Matching Base



IEC:61984



特性 Product features


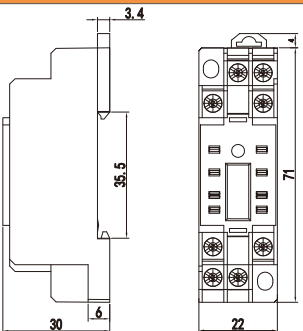
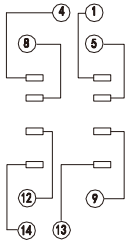

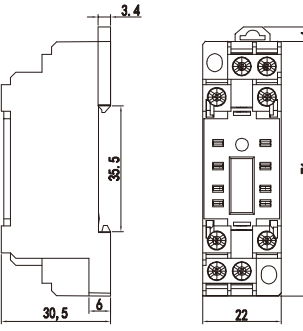
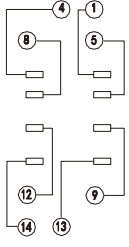
- 介质耐压可达2000VAC,绝缘电阻1000MΩ
The dielectric withstand voltage can reach 4000VAC, and the insulation resistance is 1000MΩ
- 带手指保护功能
With Finger protection
- PCB式、螺钉式、导轨式安装形式可供选择
PCB type, screw type, DIN rail mounting form are available
- 多款插入式模块可供选择,实现通电指示,线路保护功能
A variety of plug-in modules are available to realize power-on indication and line protection functions
- 可选配件:卡簧、标记牌、插入式模块
Optional accessories: circlips, marker plates, plug-in modules
- 外壳采用PA66+G20环保阻燃尼龙
The shell adopts PA66+G20 environmentally friendly flame retardant nylon


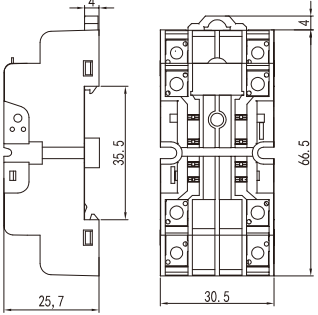
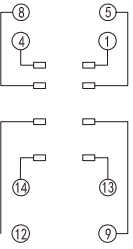

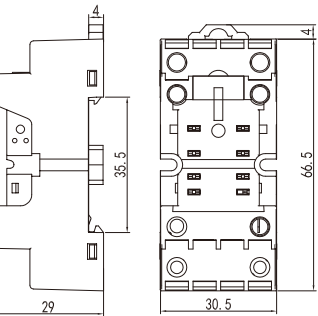
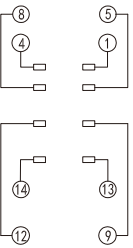

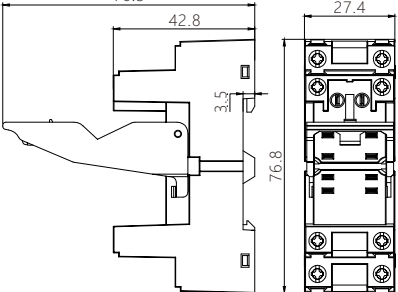
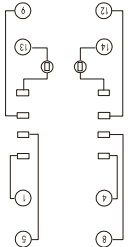

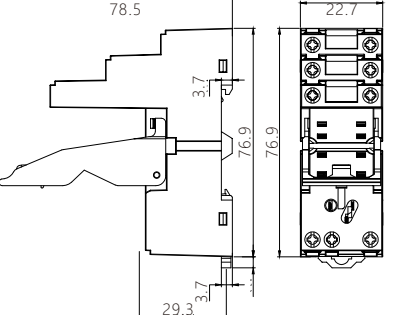
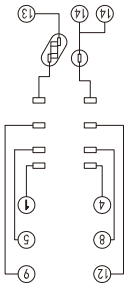

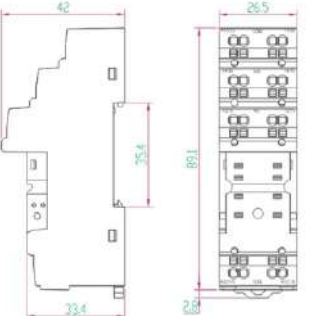
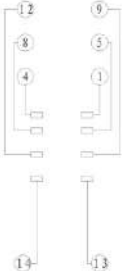

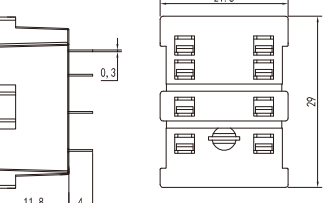
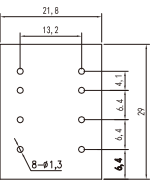
性能参数 Performance Parameters

型号 Model	额定电压 Rated Voltage	额定电流 Rated Current	环境温度 Ambient Temperature	介质耐压 Dielectric Strength	插拔寿命 Plug-in life	螺钉扭矩 Screw Torque	外接导线 Size Of Wire	插片材料 Insert material	重量 Weight
RYF08A	250VAC	10A	-35°C~70°C	2500VAC	10000	0.8-1.0N.m	7mm	磷铜	约32.98g
RYF08A-E	250VAC	10A	-35°C~70°C	2500VAC	10000	0.8-1.0N.m	7mm	磷铜	约33.89g
RY08-C6	250VAC	10A	-35°C~70°C	2500VAC	10000	0.8-1.0N.m	7mm	磷铜	约38.8g
RY08-C8	250VAC	10A	-35°C~70°C	2500VAC	10000	0.8-1.0N.m	7mm	磷铜	约43.77g
18F-2Z-C4	250VAC	10A	-35°C~70°C	2500VAC	10000	0.8-1.0N.m	7mm	磷铜	约57.06g
18F-2Z-C5	250VAC	10A	-35°C~70°C	2500VAC	10000	0.8-1.0N.m	7mm	磷铜	约68.72g
RY08-PU	250VAC	10A	-35°C~70°C	2500VAC	10000	-	-	磷铜	约59.42g
18F-2Z-A1	250VAC	10A	-35°C~70°C	2500VAC	10000	-	-	磷铜	约5.28g

外形图、接线图, 安装孔尺寸 Outline drawing, wiring diagram, mounting hole size

单位: mm

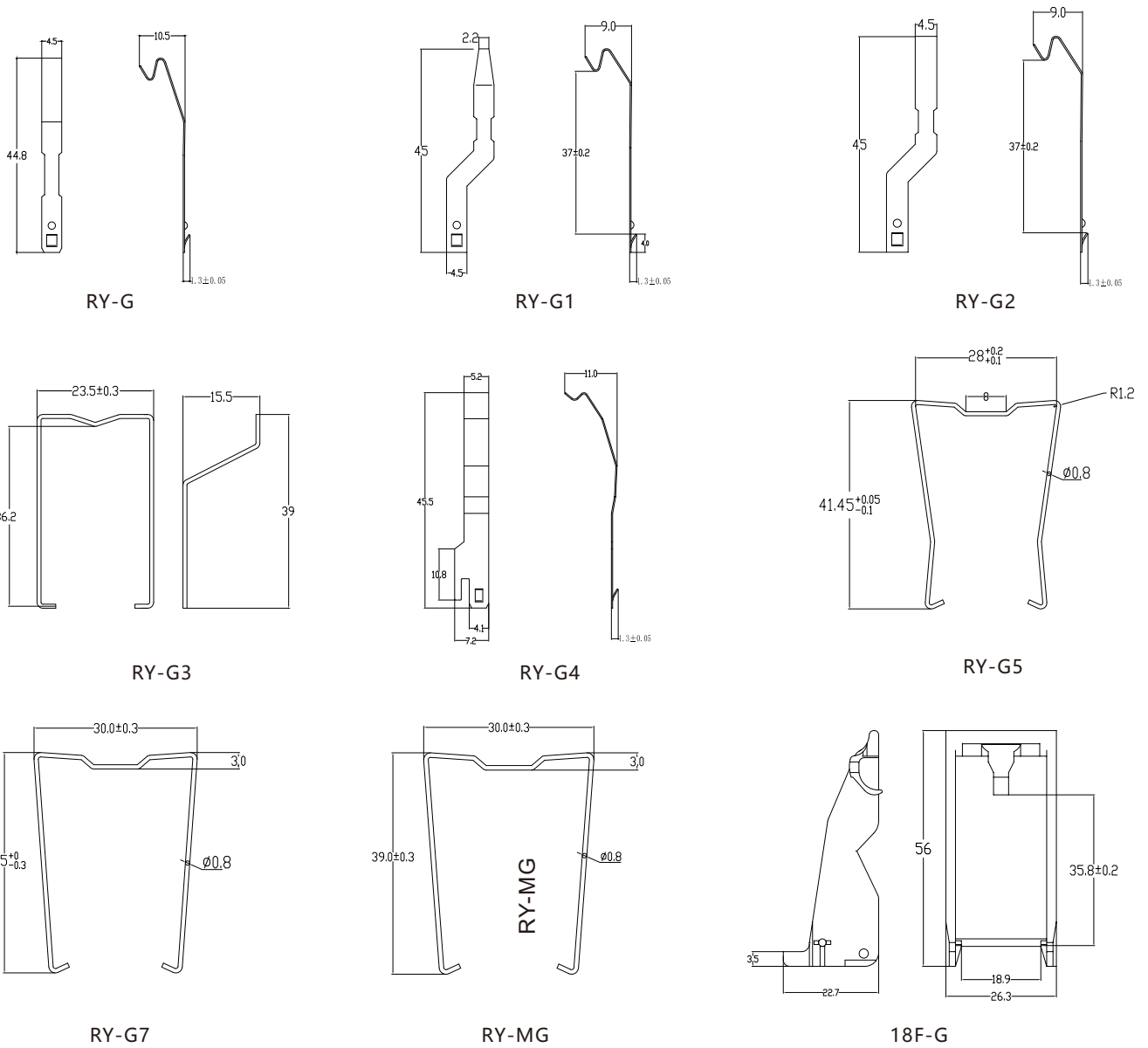
底座 Base	外形尺寸 Form Factor	接线图 Wiring Diagram	可选配件 Optional Accessories
PYF08A 			挂钩 RY-G RY-G1 RY-G2 RYER-G5 连接条 LB-10-22H(蓝blue) LB-10-22HR(红Red) LB-10-22HB(黑black)
PYF08A-E 			挂钩 RY-G RY-G1 RY-G2 RYER-G5 连接条 LB-10-22H(蓝blue) LB-10-22HR(红Red) LB-10-22HB(黑black)

底座 Base	外形尺寸 Form Factor	接线图 Wiring Diagram	可选配件 Optional Accessories
<p>RY08-C6</p> 			<p>挂钩 RY-G3 RY-G4</p>
<p>RY08-C8</p> 			<p>挂钩 RY-G3 RY-G4</p>
<p>18F-2Z-C4</p> 			<p>挂钩 18F-G</p> <p>连接条 18F-27H(蓝blue) 18F-27HR(红Red) 18F-27HB(黑black)</p>
<p>18F-2Z-C5</p> 			<p>挂钩 18F-G</p> <p>连接条 18F-27H(蓝blue) 18F-27HR(红Red) 18F-27HB(黑black)</p>
<p>RYF08-PU</p> 			<p>挂钩 18F-G</p> <p>标记牌 18F-M1</p> <p>连接条 18F-27H(蓝blue) 18F-27HR(红Red) 18F-27HB(黑black)</p>
<p>18F-2Z-A1</p> 			<p>挂钩 RY-MG RY-G7</p>

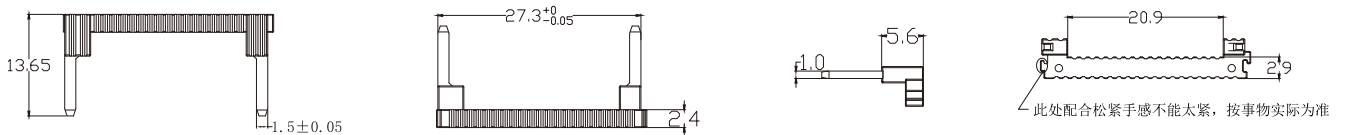
相关配件可选 Related accessories are available

单位: mm

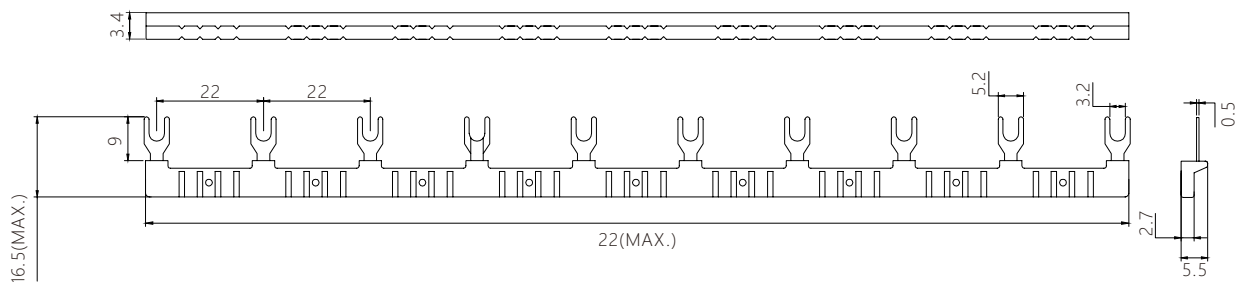
卡簧 Circlips



连接条 Connection Strips



18F-27H(蓝blue) 18F-27HR(红Red) 18F-27HB(黑black)



LB-10-22H(蓝blue) LB-10-22HR(红Red) LB-10-22HB(黑black)

CE

CCC

RoHS

IEC:61984



特性

Product features

- 多种规格, 包括内置发光二极管
Multiple sizes, including built-in light-emitting diodes
- 四组转换触点形式
Four sets of conversion contact forms
- 防尘罩型封装形式
Dust cover type package
- 线圈触点间耐压2000V
The withstand voltage between the coil contacts is 2000V
- 带测试按钮规格
With test button specifications

触点参数 Contact Parameters

触点形式 Contact Form	4NO4NC
接触电阻 Contact Resistance	≤50mΩ
触点材料 Contact material	详见订货标记 See Order Mark For Details
触点负载(阻性) Contact load (resistive)	5A 220VAC/24VDC
最大切换电压 Maximum Switching Voltage	250VAC/30VDC
最大切换电流 Maximum Switching Current	5A
最大切换功率 Maximum Switching Power	1750VA/210W
机械寿命 Mechanical Life	≥2×10 ⁷
电气寿命 Electrical Life	室温下, 5A 250VAC/30VDC (1s通9s断): ≥40×10 ⁴
	70°C时, 5A 250VAC/30VDC (1s通9s断): ≥20×10 ⁴
	室温下, 7A 250VAC/30VDC (1s通9s断): ≥10×10 ⁴
	70°C时, 7A 250VAC/30VDC (1s通9s断): ≥5×10 ⁴
	室温下, 12A 250VAC/30VDC (1s通9s断): ≥5×10 ⁴
	70°C时, 12A 250VAC/30VDC (1s通9s断): ≥3×10 ⁴

性能参数 Performance Parameters

绝缘电阻 Insulation Resistance	≥500mΩ	
抗电强度 Electrical Strength	线圈与触点间 Between coil and contact	2000VAC 50Hz 1Min
	断开的触点间 Between disconnected contacts	1000VAC 50Hz 1Min
	触点组之间 Between contact groups	2000VAC 50Hz 1Min
吸合时间 Absorption Time	≤25ms	
释放时间 Release Time	≤25ms	
线圈温升 The Coil Temperature Rises	≤85K	
高低温冲击实验 High And Low Temperature Impact Experiment	-45°C~+85°C, 85%RH。40min/循环, 50个循环, 接触电阻≤200mΩ, 按压力变化值≤30%, LED正常	
耐震性 Shock Resistance	XYZ三向, 60Hz, 振幅2mm, 10小时(每2小时观察)	
工作环境湿度 Working Environment Humidity	35~85%	
工作环境温度 Operating Ambient Temperature	-40~+70°C, 非真空状态下, 不结冰情况下	
引出端形式 Lead-out Form	插入式 Plug-in	
重量 Weight	DC24V: 32.9g; AC220V: 30.9g	
封装方式 Encapsulation Method	防尘罩型 Dust Cover Type	

备注: 上数值均为初始值。
Note: The values in the above book are all initial values.

线圈参数 Coil Parameters

额定线圈功率 Rated Coil Power	DC: 约0.9W AC: 约1.2VA
-------------------------	-------------------------

额定电压 Rated Voltage VDC	动作电压 Operating Voltage VDC	释放电压 Release The Voltage VDC	最大电压 Maximum Voltage VDC	线圈电阻 Coil Resistance Ω
6	≤4.5	≥0.60	6.6	40
12	≤9.0	≥1.20	13.2	160
24	≤18	≥2.40	26.4	640
48	≤36	≥4.80	52.8	2600
110	≤82.5	≥11.0	121	13450
220	≤165	≥22.0	242	42000

额定电压 Rated Voltage VAC	动作电压 Operating Voltage VAC	释放电压 Release The Voltage VAC	最大电压 Maximum Voltage VAC	线圈电阻 Coil Resistance Ω
6	≤4.8	≥1.80	6.6	12
12	≤9.6	≥3.60	13.2	45
24	≤19.2	≥7.20	26.4	180
48	≤38.4	≥14.4	52.8	700
110	≤80	≥33.0	121	3750
220	≤176	≥66.0	242	14500
380	≤304	≥114	418	42000

备注: 1、常温下, 让计继电器正常动作时, 需要在继电器的线圈脚施加电压的最小值不得低于额定电压值得80%, 但为了达到规定的产品性能, 使用时请对线圈施加额定电压。

2、最大电压是指继电器线圈在短时间内能承受的最大电压值

Remarks: 1. At room temperature, when the meter relay is in normal operation, the minimum value of the voltage that needs to be applied to the coil foot of the relay shall not be lower than 80% of the rated voltage, but in order to achieve the specified product performance, please apply the rated voltage to the coil when using.
2. The maximum voltage refers to the maximum voltage value that the relay coil can withstand in a short period of time

订货标记示例 Example Of Order Mark

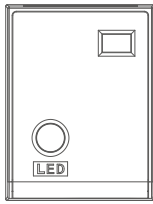
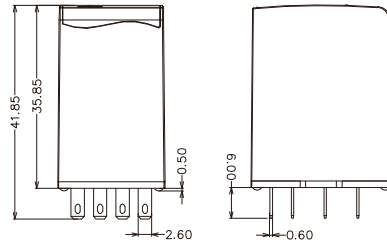
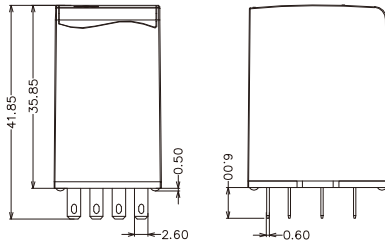
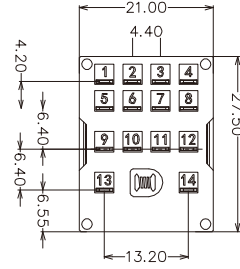
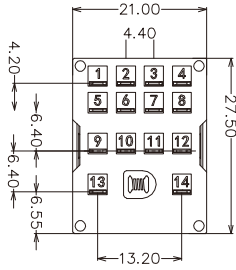
企业标识 Enterprise Identity	RY	ER	4N	-	D24	L	T	J	G
继电器系列 Relay Series									
触点形式 Contact Form	四组转换 4NO4NC								
线圈电压 Coil Voltage	D: 直流DC A: 交流AC								
L: LED灯 LED lights	无: 不带LED灯 Without LED light								
T: 测试按钮 Test button	无: 不带测试按钮 Without a test button								
J: 续流二极管 Freewheeling diodes	无: 不带续流二极管 Without freewheeling diode								
G: 镀金触点 Gold-plated contacts	无: 默认银氧化锡 Default silver tin oxide								

备注: 1、客户特殊要求由我司评审后, 按特性号的形式标识。

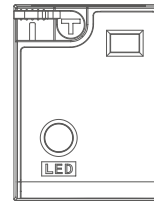
2、对于额定电压 < 110VDC 的产品具备带续流二极管型产品。

Remarks: 1. After the customer's special requirements are reviewed by our company, they are identified in the form of a feature number.

2. For products with rated voltage < 110VDC, there are also types with freewheeling diodes.

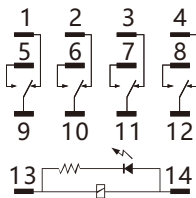


RYER4N系列

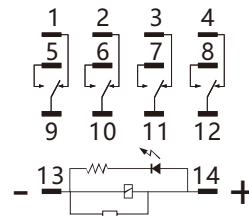


备注：产品部分外形尺寸未注尺寸公差，当外形尺寸 $\leq 1\text{mm}$ ，公差为 $\pm 0.2\text{mm}$ ；当外形尺寸在 $(1\sim 5)\text{mm}$ 之间，公差为 $\pm 0.3\text{mm}$ ；当外形尺寸 $> 5\text{mm}$ ，公差为 $\pm 0.4\text{mm}$ 。

Remarks: Note: The external dimension of the product part is not marked with the dimensional tolerance, when the external dimension is $\leq 1\text{mm}$, the tolerance is $\pm 0.2\text{mm}$; When the overall dimension is between $(1\sim 5)\text{mm}$, the tolerance is $\pm 0.3\text{mm}$; When the overall dimension $> 5\text{mm}$, the tolerance is $\pm 0.4\text{mm}$.



发光二极管
Light-emitting diodes
AC、DC



带续流二极管($< 110\text{VDC}$)
With freewheeling diode

继电器配套底座 Relay Matching Base



IEC:61984
CE RoHS

特性 Product features


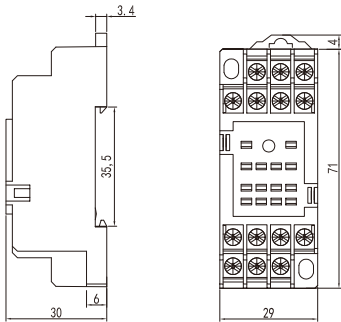
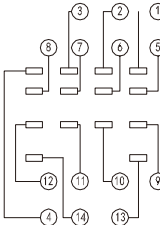

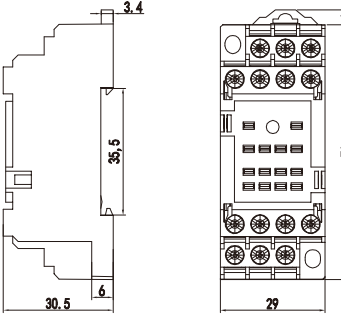
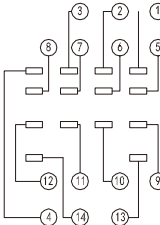
- 介质耐压可达2000VAC,绝缘电阻1000MΩ
The dielectric withstand voltage can reach 4000VAC, and the insulation resistance is 1000MΩ
- 带手指保护功能
With Finger protection
- PCB式、螺钉式、导轨式安装形式可供选择
PCB type, screw type, DIN rail mounting form are available
- 多款插入式模块可供选择,实现通电指示,线路保护功能
A variety of plug-in modules are available to realize power-on indication and line protection functions
- 可选配件:卡簧、标记牌、插入式模块
Optional accessories: circlips, marker plates, plug-in modules
- 外壳采用PA66+G20环保阻燃尼龙
The shell adopts PA66+G20 environmentally friendly flame retardant nylon


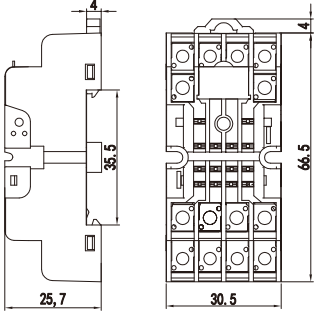
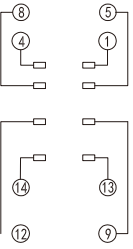

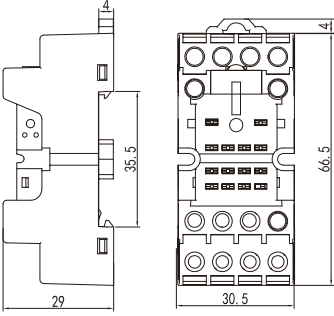
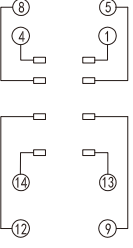

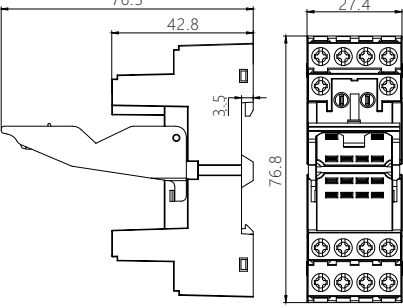
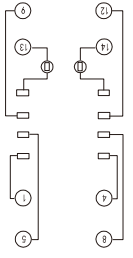

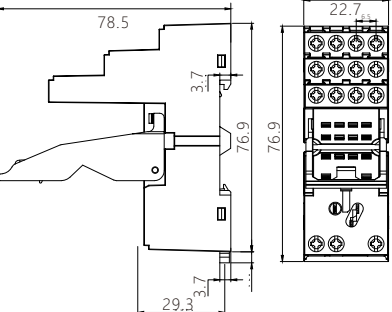
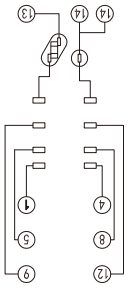

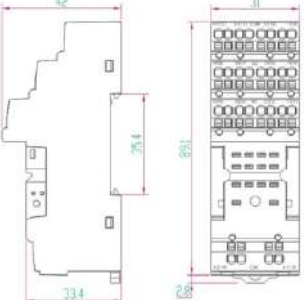
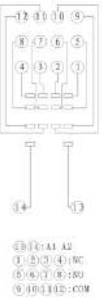

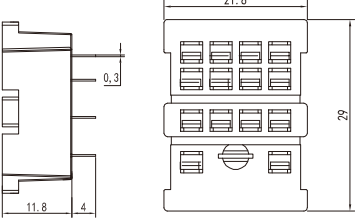
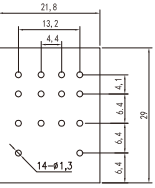
性能参数 Performance Parameters

型号 Model	额定电压 Rated Voltage	额定电流 Rated Current	环境温度 Ambient Temperature	介质耐压 Dielectric Strength	插拔寿命 Plug-in life	螺钉扭矩 Screw Torque	外接导线 Size Of Wire	插片材料 Insert material	重量 Weight
RYF14A	250VAC	7A	-35°C~70°C	2000VAC	10000	0.8-1.0N.m	7mm	磷铜	约49.72g
RYF14A-E	250VAC	7A	-35°C~70°C	2000VAC	10000	0.8-1.0N.m	7mm	磷铜	约50.91g
RY14-C6	250VAC	7A	-35°C~70°C	2000VAC	10000	0.8-1.0N.m	7mm	磷铜	约45.95g
RY14-C8	250VAC	7A	-35°C~70°C	2000VAC	10000	0.8-1.0N.m	7mm	磷铜	约49.65g
18F-4Z-C4	250VAC	7A	-35°C~70°C	2000VAC	10000	0.8-1.0N.m	7mm	磷铜	约62g
18F-4Z-C5	250VAC	7A	-35°C~70°C	2000VAC	10000	0.8-1.0N.m	7mm	磷铜	约74.84g
RY14-PU	250VAC	7A	-35°C~70°C	2000VAC	10000	-	-	磷铜	约73.23g
18F-4Z-A1	250VAC	7A	-35°C~70°C	2000VAC	10000	-	-	磷铜	约6.88g

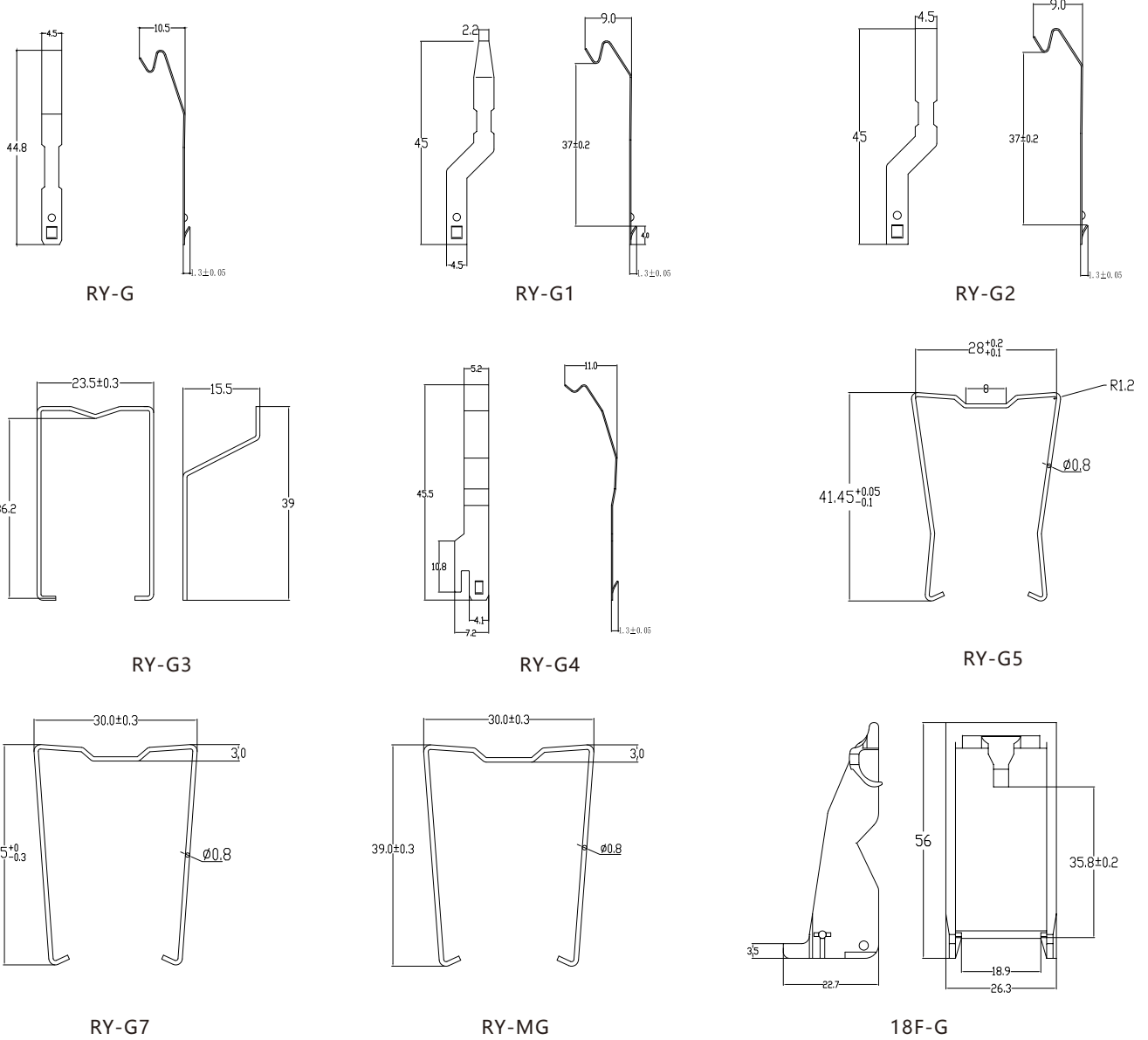
外形图、接线图, 安装孔尺寸 Outline drawing, wiring diagram, mounting hole size

单位: mm

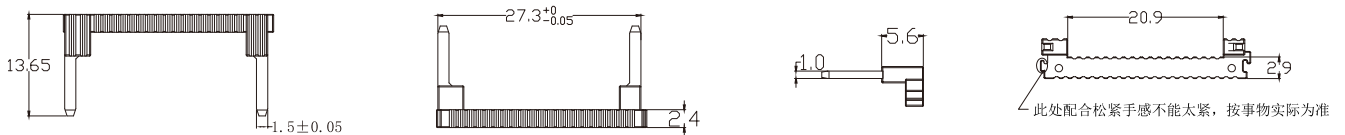
底座 Base	外形尺寸 Form Factor	接线图 Wiring Diagram	可选配件 Optional Accessories
 <p>PYF14A</p>			<p>挂钩 RY-G RY-G1 RY-G2 RYER-G5</p> <p>连接条 LB-10-29H(蓝blue) LB-10-29HR(红Red) LB-10-29HB(黑black)</p>
 <p>PYF14A-E</p>			<p>挂钩 RY-G RY-G1 RY-G2 RYER-G5</p> <p>连接条 LB-10-29H(蓝blue) LB-10-29HR(红Red) LB-10-29HB(黑black)</p>

底座 Base	外形尺寸 Form Factor	接线图 Wiring Diagram	可选配件 Optional Accessories
<p>RY14-C6</p> 			<p>挂钩 RY-G3 RY-G4</p>
<p>RY14-C8</p> 			<p>挂钩 RY-G3 RY-G4</p>
<p>18F-4Z-C4</p> 			<p>挂钩 18F-G</p> <p>连接条 18F-27H(蓝blue) 18F-27HR(红Red) 18F-27HB(黑black)</p>
<p>18F-4Z-C5</p> 			<p>挂钩 18F-G</p> <p>连接条 18F-27H(蓝blue) 18F-27HR(红Red) 18F-27HB(黑black)</p>
<p>RYF14-PU</p> 			<p>挂钩 18F-G</p> <p>标记牌 18F-M1</p> <p>连接条 18F-27H(蓝blue) 18F-27HR(红Red) 18F-27HB(黑black)</p>
<p>18F-4Z-A1</p> 			<p>挂钩 RY-MG RY-G7</p>

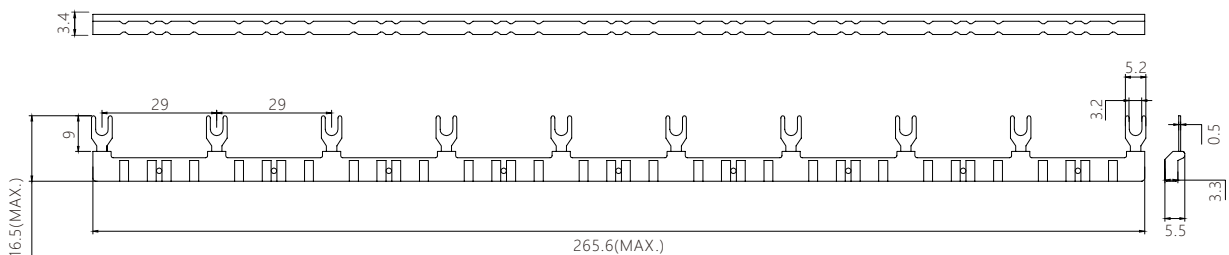
卡簧 Circlips



连接条 Connection Strips



18F-27H(蓝blue) 18F-27HR(红Red) 18F-27HB(黑black)



LB-10-22H(蓝blue) LB-10-22HR(红Red) LB-10-22HB(黑black)

CE

CCC

RoHS

IEC:61984



特性

Product features

- 多种规格, 包括内置发光二极管
Multiple sizes, including built-in light-emitting diodes
- 二组转换触点形式
Two sets of conversion contact forms
- 防尘罩型封装形式
Dust cover type package
- 线圈触点间耐压2000V
The withstand voltage between the coil contacts is 2000V
- 带测试按钮规格
With test button specifications

触点参数 Contact Parameters

触点形式 Contact Form	2NO2NC
接触电阻 Contact Resistance	≤50mΩ
触点材料 Contact material	详见订货标记 See Order Mark For Details
触点负载(阻性) Contact load (resistive)	12A 220VAC/24VDC
最大切换电压 Maximum Switching Voltage	250VAC/30VDC
最大切换电流 Maximum Switching Current	12A
最大切换功率 Maximum Switching Power	1750VA/210W
机械寿命 Mechanical Life	≥2×10 ⁷
电气寿命 Electrical Life	室温下, 5A 250VAC/30VDC (1s通9s断): ≥40×10 ⁴
	70°C时, 5A 250VAC/30VDC (1s通9s断): ≥20×10 ⁴
	室温下, 7A 250VAC/30VDC (1s通9s断): ≥10×10 ⁴
	70°C时, 7A 250VAC/30VDC (1s通9s断): ≥5×10 ⁴
	室温下, 12A 250VAC/30VDC (1s通9s断): ≥5×10 ⁴
70°C时, 12A 250VAC/30VDC (1s通9s断): ≥3×10 ⁴	

性能参数 Performance Parameters

绝缘电阻 Insulation Resistance	≥500mΩ	
抗电强度 Electrical Strength	线圈与触点间 Between coil and contact	2000VAC 50Hz 1Min
	断开的触点间 Between disconnected contacts	1000VAC 50Hz 1Min
	触点组之间 Between contact groups	2000VAC 50Hz 1Min
吸合时间 Absorption Time	≤25ms	
释放时间 Release Time	≤25ms	
线圈温升 The Coil Temperature Rises	≤85K	
高低温冲击实验 High And Low Temperature Impact Experiment	-45°C~+85°C, 85%RH。40min/循环, 50个循环, 接触电阻≤200mΩ, 按压力变化值≤30%, LED正常	
耐震性 Shock Resistance	XYZ三向, 60Hz, 振幅2mm, 10小时(每2小时观察)	
工作环境湿度 Working Environment Humidity	35~85%	
工作环境温度 Operating Ambient Temperature	-40~+70°C, 非真空状态下, 不结冰情况下	
引出端形式 Lead-out Form	插入式 Plug-in	
重量 Weight	DC24V: 32.9g; AC220V: 30.9g	
封装方式 Encapsulation Method	防尘罩型 Dust Cover Type	

备注: 上数值均为初始值。
Note: The values in the above book are all initial values.

线圈参数 Coil Parameters

额定线圈功率 Rated Coil Power	DC: 约0.9W AC: 约1.2VA
-------------------------	-------------------------

额定电压 Rated Voltage VDC	动作电压 Operating Voltage VDC	释放电压 Release The Voltage VDC	最大电压 Maximum Voltage VDC	线圈电阻 Coil Resistance Ω
6	≤4.5	≥0.60	6.6	40
12	≤9.0	≥1.20	13.2	160
24	≤18	≥2.40	26.4	640
48	≤36	≥4.80	52.8	2600
100/110	≤82.5	≥11.0	121	13450
220	≤165	≥22.0	242	42000

额定电压 Rated Voltage VAC	动作电压 Operating Voltage VAC	释放电压 Release The Voltage VAC	最大电压 Maximum Voltage VAC	线圈电阻 Coil Resistance Ω
6	≤4.8	≥1.80	6.6	12
12	≤9.6	≥3.60	13.2	45
24	≤19.2	≥7.20	26.4	180
48	≤38.4	≥14.4	52.8	700
100/110	≤80	≥33.0	121	3750
220	≤176	≥66.0	242	14500
380	≤304	≥114	418	42000

备注: 1、常温下, 让继电器正常动作时, 需要在继电器的线圈脚施加电压的最小值不得低于额定电压值得80%, 但为了达到规定的产品性能, 使用时请对线圈施加额定电压。
2、最大电压是指继电器线圈在短时间内能承受的最大电压值

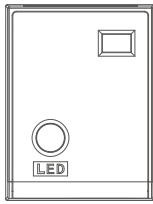
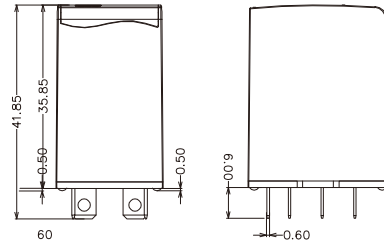
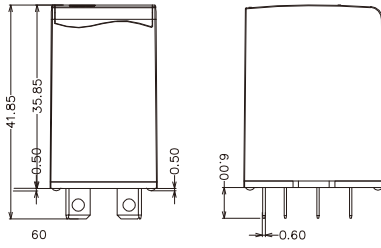
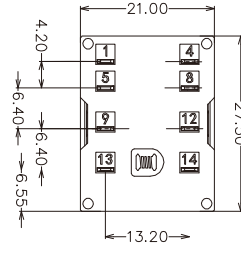
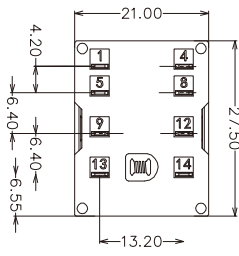
Remarks: 1. At room temperature, when the meter relay is in normal operation, the minimum value of the voltage that needs to be applied to the coil foot of the relay shall not be lower than 80% of the rated voltage, but in order to achieve the specified product performance, please apply the rated voltage to the coil when using.
2. The maximum voltage refers to the maximum voltage value that the relay coil can withstand in a short period of time

订货标记示例 Example Of Order Mark

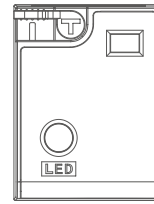
企业标识 Enterprise Identity	RY	ER	2L	-	D24	L	T	J	G
继电器系列 Relay Series									
触点形式 Contact Form	两组转换 2NO2NC								
线圈电压 Coil Voltage	D: 直流DC A: 交流AC								
L: LED灯 LED lights	无: 不带LED灯 Without LED light								
T: 测试按钮 Test button	无: 不带测试按钮 Without a test button								
J: 续流二极管 Freewheeling diodes	无: 不带续流二极管 Without freewheeling diode								
G: 镀金触点 Gold-plated contacts	无: 默认银氧化锡 Default silver tin oxide								

备注: 1、客户特殊要求由我司评审后, 按特性号的形式标识。
2、对于额定电压 < 110VDC 的产品具备带续流二极管型产品。

Remarks: 1. After the customer's special requirements are reviewed by our company, they are identified in the form of a feature number.
2. For products with rated voltage < 110VDC, there are also types with freewheeling diodes.



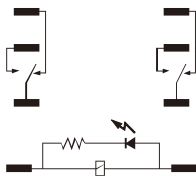
RYER2N系列



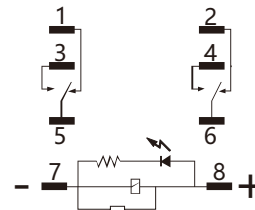
备注：产品部分外形尺寸未注尺寸公差，当外形尺寸 $\leq 1\text{mm}$ ，公差为 $\pm 0.2\text{mm}$ ；当外形尺寸在 $(1\sim 5)\text{mm}$ 之间，公差为 $\pm 0.3\text{mm}$ ；当外形尺寸 $> 5\text{mm}$ ，公差为 $\pm 0.4\text{mm}$ 。

Remarks: Note: The external dimension of the product part is not marked with the dimensional tolerance, when the external dimension is $\leq 1\text{mm}$, the tolerance is $\pm 0.2\text{mm}$; When the overall dimension is between $(1\sim 5)\text{mm}$, the tolerance is $\pm 0.3\text{mm}$; When the overall dimension $> 5\text{mm}$, the tolerance is $\pm 0.4\text{mm}$.

接线图Wiring Diagram



发光二极管
Light-emitting diodes
AC、DC




带续流二极管($< 110\text{VDC}$)
With freewheeling diode

继电器配套底座 Relay Matching Base



IEC:61984



特性 Product features


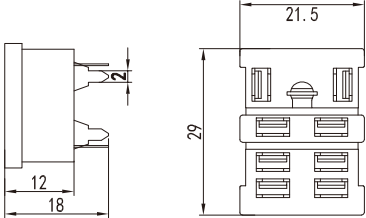

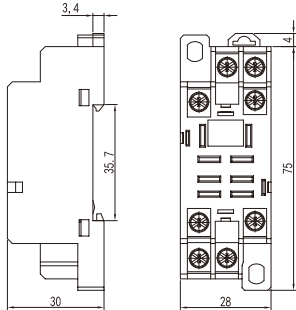
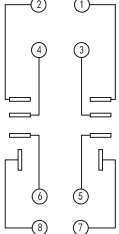

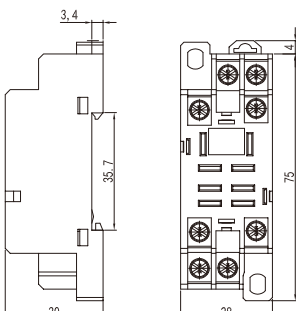
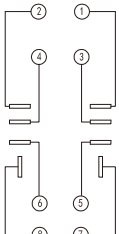
- 介质耐压可达2000VAC,绝缘电阻1000MΩ
The dielectric withstand voltage can reach 4000VAC, and the insulation resistance is 1000MΩ
- 带手指保护功能
With Finger protection
- PCB式、螺钉式、导轨式安装形式可供选择
PCB type, screw type, DIN rail mounting form are available
- 多款插入式模块可供选择,实现通电指示,线路保护功能
A variety of plug-in modules are available to realize power-on indication and line protection functions
- 可选配件:卡簧、标记牌、插入式模块
Optional accessories: circlips, marker plates, plug-in modules
- 外壳采用PA66+G20环保阻燃尼龙
The shell adopts PA66+G20 environmentally friendly flame retardant nylon


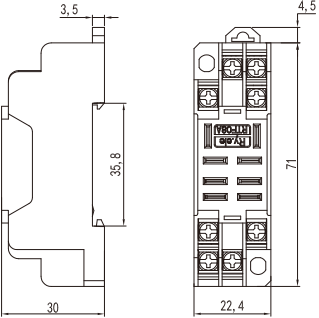
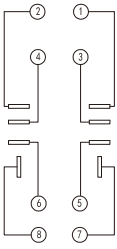

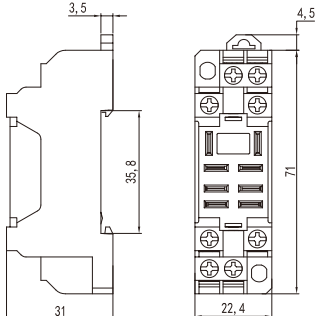
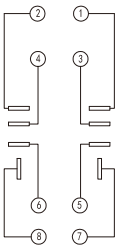

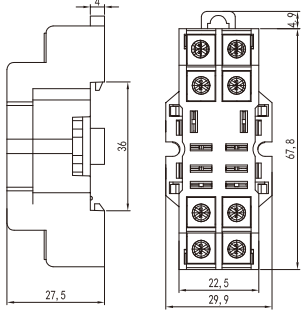
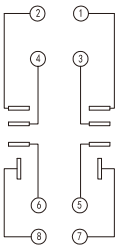

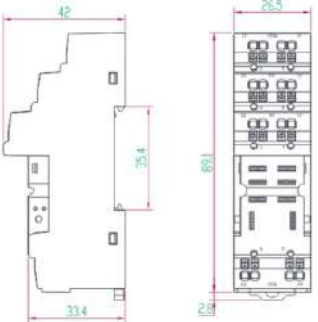
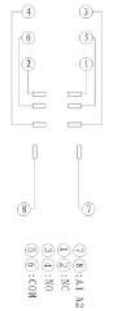
性能参数 Performance Parameters

型号 Model	额定电压 Rated Voltage	额定电流 Rated Current	环境温度 Ambient Temperature	介质耐压 Dielectric Strength	插拔寿命 Plug-in life	螺钉扭矩 Screw Torque	外接导线 Size Of Wire	插片材料 Insert material	重量 Weight
RTF08A	250VAC	15A	-35°C~70°C	2000VAC	10000	0.8-1.0N.m	7mm	磷铜	约32g
RTF08A-E	250VAC	15A	-35°C~70°C	2000VAC	10000	0.8-1.0N.m	7mm	磷铜	约33.45g
RTF08A2	250VAC	15A	-35°C~70°C	2000VAC	10000	0.8-1.0N.m	7mm	磷铜	约37.63g
RTF08A-E2	250VAC	15A	-35°C~70°C	2000VAC	10000	0.8-1.0N.m	7mm	磷铜	约39.46g
RT08-C6	250VAC	15A	-35°C~70°C	2000VAC	10000	0.8-1.0N.m	7mm	磷铜	约55.67g
RTF08-PU	250VAC	15A	-35°C~70°C	2000VAC	10000	-	7mm	磷铜	约63.2g
13F-2Z-A1	250VAC	15A	-35°C~70°C	2000VAC	10000	-	-	磷铜	约59.55g

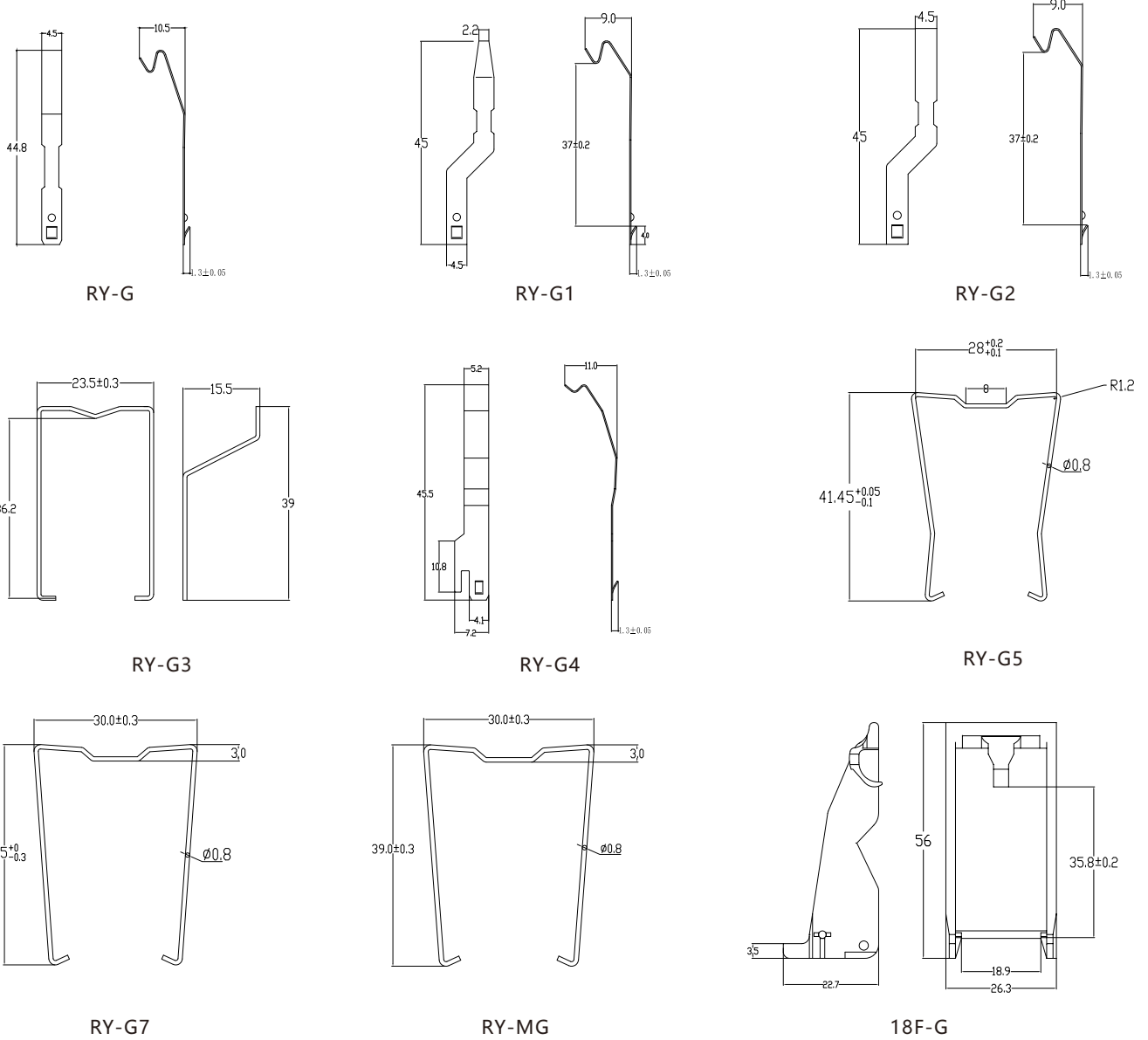
外形图、接线图, 安装孔尺寸 Outline drawing, wiring diagram, mounting hole size

单位: mm

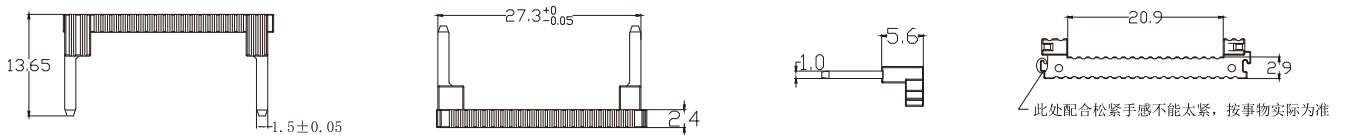
底座 Base	外形尺寸 Form Factor	接线图 Wiring Diagram	可选配件 Optional Accessories
13F-2Z-A1 			挂钩 RY-MG RY-G7
PTF08A 			挂钩 RY-G RY-G1 RY-G2 RYER-G5 连接条 LB-10-29H(蓝blue) LB-10-29HR(红Red) LB-10-29HB(黑black)
PTF08A-E 			挂钩 RY-G RY-G1 RY-G2 RYER-G5 连接条 LB-10-29H(蓝blue) LB-10-29HR(红Red) LB-10-29HB(黑black)

底座 Base	外形尺寸 Form Factor	接线图 Wiring Diagram	可选配件 Optional Accessories
<p>RTF08A2</p> 			<p>挂钩 RY-G RY-G1 RY-G2 RYER-G5</p> <p>连接条 LB-10-22H(蓝blue) LB-10-22HR(红Red) LB-10-22HB(黑black)</p>
<p>RTF08A-E2</p> 			<p>挂钩 RY-G RY-G1 RY-G2 RYER-G5</p> <p>连接条 LB-10-22H(蓝blue) LB-10-22HR(红Red) LB-10-22HB(黑black)</p>
<p>RT08-C6</p> 			<p>挂钩 RY-G3 RY-G4</p>
<p>RTF08A-PU</p> 			

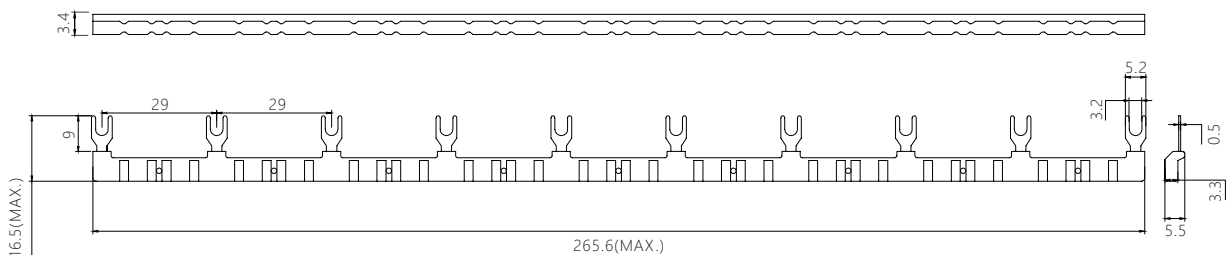
卡簧 Circlips



连接条 Connection Strips



18F-27H(蓝blue) 18F-27HR(红Red) 18F-27HB(黑black)



LB-10-22H(蓝blue) LB-10-22HR(红Red) LB-10-22HB(黑black)